


MINUTES OF COUNTY FINANCES
TREASURER'S REPORT
MONTHLY- JANUARY 2020

IN THE MATTER OF COUNTY FINANCES
IN THE HANDS OF SEAN KENNEDY
TREASURER OF VICTORIA COUNTY, TEXAS


COMMISSIONERS' COURT
VICTORIA COUNTY, TEXAS
IN SPECIAL SESSION
REGULAR TERM
FEBRUARY 2020


IN ACCORDANCE with Section 114.026, Local Government Code, we, the undersigned, constituting the entire Commissioners Court of said County, certify that on the 24th day of February 2020, at the Special Session of a Regular Term of Court. We compared and examined the monthly report of Sean Kennedy, Treasurer of Victoria County, Texas, for January 2020, and finding the same correct, entered an order in the Minutes approving said Report, which states total cash and investments on hand as \$99,474,713.33


Ben Zeller, County Judge

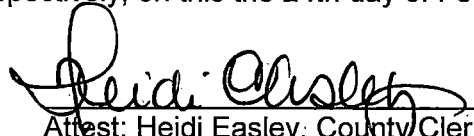

Danny Garcia, Commissioner Pct. 1


Kevin M. Janak, Commissioner Pct. 2


Gary Burns, Commissioner Pct. 3



Clint C. Ives, Commissioner Pct. 4

SWORN TO AND SUBSCRIBED BEFORE ME, by Ben Zeller, County Judge, and County Commissioners of said Victoria County, each respectively, on this the 24th day of February A.D., 2020.


Attest: Heidi Easley, County Clerk

FILED FOR RECORD THIS 24 DAY OF FEBRUARY A.D. 2020, and recorded on the 24 day of February, A.D. 2020.




Heidi Easley, County Clerk and
Ex-Officio Clerk of the Commissioners
Court in and for Victoria County, Texas.

By: 
Deputy **Stefanie Tumlinson**



MONTHLY REPORT OF

SEAN KENNEDY, COUNTY TREASURER

VICTORIA COUNTY, TEXAS

FOR THE MONTH OF JANUARY 2020

This report is presented for the approval of the Commissioners' Court, in accordance with Vernon's Texas Codes Annotated, Local Government Code, Section 83.002 (a) (3), and Title 10, Chapter 2256, Government Code (Public Funds Investment Act), and is true and correct to the best of my knowledge and belief, according to the records of this office.


SEAN KENNEDY
COUNTY TREASURER

VICTORIA COUNTY
INVESTMENTS ON HAND
JANUARY 31, 2020

FUND	INV. NO.	PURCH DATE	PAR AMOUNT	DESCRIPTION	MAT DATE	CALL DATE	NET YIELD	PURCH PRICE	INDIV FND AMOUNT	TOTAL INVESTMENT	MARKET PRICE	MARKET VALUE
<u>VICTORIA COUNTY</u>		10/19/2017	5,000,000	L.O.G.I.C. POOL			1.817%			5,247,091.40		5,247,091.40
				CERTIFICATE OF DEPOSIT			2.190%			12,414,000.00		12,414,000.00
				CASH ON HAND-COUNTY FUNDS			1.620%			23,712,311.12		23,712,311.12
				<u>TOTAL COUNTY FUNDS</u>						<u>41,373,402.52</u>		<u>41,373,402.52</u>
<u>CITIZENS MEDICAL CENTER</u>				L.O.G.I.C. POOL			0.000%			0.00		0.00
				CERTIFICATE OF DEPOSIT			0.000%			0.00		0.00
<u>BANK BALANCE</u>				CMC NURSING HOMES			1.620%			1,744,689.51		1,744,689.51
				CASH ON HAND-CITIZENS MEDICAL CENTER			1.620%			46,643,688.54		46,643,688.54
				<u>TOTAL HOSPITAL FUNDS</u>						<u>48,388,378.05</u>		<u>48,388,378.05</u>
<u>NAVIGATION DISTRICT</u>				CASH ON HAND 2015 CONSTRUCTION			1.620%			718,019.78		718,019.78
				CASH ON HAND 2015 INTEREST & SINKING			1.620%			474,196.48		474,196.48
				PROMOTION AND DEVELOPMENT FUND			1.620%			255,034.30		255,034.30
				CASH ON HAND-2012A/B INTEREST/SINKING			1.620%			558,393.33		558,393.33
<u>BANK BALANCE</u>				CASH ON HAND-NAVIGATION DISTRICT			1.620%			7,707,288.87		7,707,288.87
				<u>TOTAL NAVIGATION DIST FUNDS</u>						<u>9,712,932.76</u>		<u>9,712,932.76</u>
				<u>SUMMARY TOTAL PORTFOLIO</u>								
				TOTAL COUNTY FUNDS						41,373,402.52	41.5919%	41,373,402.52
				TOTAL HOSPITAL FUNDS						48,388,378.05	48.6439%	48,388,378.05
<u>BANK BALANCE</u>				TOTAL NAVIGATION DISTRICT FUNDS						9,712,932.76	9.7642%	9,712,932.76
										<u>99,474,713.33</u>	100.00%	<u>99,474,713.33</u>
				CASH ON HAND - ALL FUNDS						81,813,621.93	82.25%	81,813,621.93
				PLEGGED SECURITIES - ALL FUNDS						119,934,497.31		120,991,008.29
				CERTIFICATES OF DEPOSIT						12,414,000.00	12.48%	12,414,000.00
				MONEY MKT MUTUAL FUNDS						0.00	0.00%	0.00
				L.O.G.I.C. POOL						5,247,091.40	5.27%	5,247,091.40
				GOVERNMENT SECURITIES						0.00	0.00%	0.00
				<u>TOTAL INVESTMENTS</u>						<u>17,661,091.40</u>	17.75%	<u>17,661,091.40</u>
				<u>TOTAL PORTFOLIO INCLUDING CASH</u>						<u>99,474,713.33</u>	100.00%	<u>99,474,713.33</u>

CASH & INVESTMENTS BY FUND

AS OF: JANUARY 31ST, 2020

FUND ACCT. NO.	ACCOUNT NAME	CASH	INVESTMENTS
POOLED CASH - APCA			
=====			
001 101-2000	POOLED CASH	23,216,164.96	
001 101-2005	POOLED CASH-PAYROLL	0.00	
TOTAL 001-POOLED CASH - APCA		23,216,164.96	0.00

GENERAL FUND			
=====			
100 101-2000	CLAIM ON CASH-GENERAL FUND	14,351,202.12	
100 101-3000	VC CREDIT CARD CLEARING ACCT	77,243.61	
100 151-1003	CERTIFICATE OF DEPOSIT		12,414,000.00
100 151-1005	LOCAL GOVT: INVEST. COOP.		5,247,091.40
TOTAL 100-GENERAL FUND		14,428,445.73	17,661,091.40

EMERGENCY MGMT			
=====			
108 101-2000	CLAIM ON CASH-EMER MGMT	(266,550.24)	
TOTAL 108-EMERGENCY MGMT		(266,550.24)	0.00

LEPC FUND			
=====			
109 101-2000	CLAIM ON CASH-LEPC	10,879.06	
TOTAL 109-LEPC FUND		10,879.06	0.00

J. P. SPECIAL FUND			
=====			
110 101-2000	CLAIM ON CASH-J.P. SPECIAL FD	258.36	
TOTAL 110-J.P. SPECIAL FUND		258.36	0.00

COUNTY JURY FUND			
=====			
118 101-2000	CLAIM ON CASH-COUNTY JURY FUND	12.61	
TOTAL 118-COUNTY JURY FUND		12.61	0.00

CASH & INVESTMENTS BY FUND

AS OF: JANUARY 31ST, 2020 JANUARY 31ST, 2020

FUND ACCT. NO.	ACCOUNT NAME	CASH	INVESTMENTS
CO CLERK ARCHIVE FEE FD			
=====			
119 101-2000	CLAIM ON CASH-CO CLK ARCHIVE	222,175.92	
		-----	-----
TOTAL 119-CO CLERK ARCHIVE FEE FD		222,175.92	0.00
		-----	-----
RECORDS MANAGEMENT FUND			
=====			
120 101-2000	CLAIM ON CASH-RECORD MGMT	73,281.90	
		-----	-----
TOTAL 120-RECORDS MANAGEMENT FUND		73,281.90	0.00
		-----	-----
COURTHOUSE SECURITY FUND			
=====			
121 101-2000	CLAIM ON CASH-CRTHSE SECURITY	87,178.00	
		-----	-----
TOTAL 121-COURTHOUSE SECURITY FUND		87,178.00	0.00
		-----	-----
JUSTICE CT BLDG SECURITY			
=====			
122 101-2000	CLAIM ON CASH-JP CRT BLD SECUR	39,668.17	
		-----	-----
TOTAL 122-JUSTICE CT BLDG SECURITY		39,668.17	0.00
		-----	-----
DIST. CLERK RECORDS MGMT			
=====			
123 101-2000	CLAIM ON CASH-DIST CLK REC MGT	4,743.35	
		-----	-----
TOTAL 123-DIST. CLERK RECORD MGMT		4,743.35	0.00
		-----	-----
CO CLERK OF THE COURT			
=====			
124 101-2000	CLAIM ON CASH-CO CLRK OF COUR	408.00	
		-----	-----
TOTAL 124-CO CLERK OF THE COURT		408.00	0.00
		-----	-----
DIST CLERK OF THE COURT			
=====			
125 101-2000	CLAIM ON CASH-DIST CLRK OF CRT	0.00	
		-----	-----
TOTAL 125-DIST CLERK OF THE COURT		0.00	0.00
		-----	-----

CASH & INVESTMENTS BY FUND

AS OF: JANUARY 31ST, 2020 JANUARY 31ST, 2020

FUND ACCT. NO.	ACCOUNT NAME	CASH	INVESTMENTS
COURT REPORTER SERVICE			
126	101-2000 CLAIM ON CASH-CRT REPORTER SRV	0.00	
TOTAL 126-COURT REPORTER SERVICE		0.00	0.00
PATRIOT PARK DONATION FD			
140	101-2000 CLAIM ON CASH-PATRIOT PRK DON	2,801.56	
TOTAL 140-PATRIOT PARK DONATION FD		2,801.56	0.00
SHERIFF'S SPECIAL FUND			
150	101-2000 CLAIM ON CASH-SHERIFFS SPECIAL	0.00	
150	101-3000 PROPERTY TAX SALE ACCOUNT	22,819.00	
TOTAL 150-SHERIFF'S SPECIAL FUND		22,819.00	0.00
CONSTABLE'S SPECIAL FUND			
155	101-2000 CLAIM ON CASH-CONSTABLES SPEC	0.00	
TOTAL 155-CONSTABLE'S SPECIAL FUND		0.00	0.00
CLERK'S SPECIAL FUND			
160	101-2000 CLAIM ON CASH-CLERKS SPECIAL	0.00	
TOTAL 160-CLERK'S SPECIAL FUND		0.00	0.00
GULF/MEXICO ENERGY SEC			
195	101-2000 CLAIM ON CASH-GULF MEXICO ENGY	192,884.80	
TOTAL 195-GULF/MEXICO ENERGY SEC.		192,884.80	0.00
FEMA HAZARD MIT FUND			
197	101-2000 CLAIM ON CASH-FEMA HAZARD MIT	0.00	
TOTAL 197- FEMA HAZARD MIT. FD		0.00	0.00

CASH & INVESTMENTS BY FUND

AS OF: JANUARY 31ST, 2020 JANUARY 31ST, 2020

FUND ACCT. NO.	ACCOUNT NAME	CASH	INVESTMENTS
HURRICANE HARVEY DR#4332			
=====			
198 101-2000	CLAIM ON CASH-HURRICANE HARVEY	(538,219.58)	
198 101-3000	CLAIM ON CASH/GRANT FUND	0.00	
TOTAL 198-HURRICANE HARVEY DR#4332		(538,219.58)	0.00

TXDOT MCCOY RD RECONST			
=====			
199 101-2000	CLAIM ON CASH-TXDOT MCCOY RD	0.00	
TOTAL 199-TXDOT MCCOY RD RECONST		0.00	0.00

ROAD AND BRIDGE FUND/PCT			
=====			
201 101-2000	CLAIM ON CASH-R&B PCT #1	1,072,052.40	
TOTAL 201-ROAD & BRIDGE FUND PCT 1		1,072,052.40	0.00

ROAD AND BRIDGE FUND/PCT			
=====			
202 101-2000	CLAIM ON CASH-R&B PCT #2	1,286,226.36	
TOTAL 202-ROAD & BRIDGE FUND PCT 2		1,286,226.36	0.00

ROAD AND BRIDGE FUND/PCT			
=====			
203 101-2000	CLAIM ON CASH-R&B PCT #3	2,206,932.98	
TOTAL 203-ROAD & BRIDGE FUND PCT 3		2,206,932.98	0.00

ROAD AND BRIDGE FUND/PCT			
=====			
204 101-2000	CLAIM ON CASH-R&B PCT #4	1,208,250.08	
TOTAL 204-ROAD & BRIDGE FUND PCT 4		1,208,250.08	0.00

CAPITAL CREDITS FUND			
=====			
215 101-2000	CLAIM ON CASH-CAPITAL CREDITS	187,602.79	
TOTAL 215-CAPITAL CREDITS FUND		187,602.79	0.00

CASH & INVESTMENTS BY FUND

AS OF: JANUARY 31ST, 2020 JANUARY 31ST, 2020

FUND ACCT. NO.	ACCOUNT NAME	CASH	INVESTMENTS
JUVENILE RESTITUTION			
=====			
221 101-2000	CLAIM ON CASH-JUVEN.RESTITUT.	18.66	
		-----	-----
TOTAL 221-JUVENILE RESTITUTION		18.66	0.00
		-----	-----
JUVENILE PROBATION FUND			
=====			
231 101-2000	CLAIM ON CASH-JUVEN PROBAT.	(131,100.61)	
		-----	-----
TOTAL 231-JUVENILE PROBATION FD		(131,100.61)	0.00
		-----	-----
DRUG COURTS PROGRAMS			
=====			
240 101-2000	CLAIM ON CASH-DRUG CRT PROG	18,995.01	
		-----	-----
TOTAL 240-DRUG COURTS PROGRAM		18,995.01	0.00
		-----	-----
24TH JUDICIAL DIST PROB			
=====			
241 101-2000	CLAIM ON CASH-24 JUD DIST PROB	0.00	
		-----	-----
TOTAL 241-24TH JUDICIAL DIST. PROB		0.00	0.00
		-----	-----
COUNTY SPECIALTY COURT			
=====			
245 101-2000	CLAIM ON CASH-CNTY SPECIALTY	204.03	
		-----	-----
TOTAL 245-COUNTY SPECIALTY COURT		204.03	0.00
		-----	-----
LOCAL TRUANCY PREVENTION			
=====			
280 101-2000	CLAIM ON CASH-LOCAL TRUANCY	119.93	
		-----	-----
TOTAL 280-LOCAL TRUANCY PREVENTIONS		119.93	0.00
		-----	-----
JUSTICE TECHNOLOGY FUND			
=====			
281 101-2000	CLAIM ON CASH-JUSTICE TECH.	9,113.14	
		-----	-----
TOTAL 281-JUSTICE TECHNOLOGY FD.		9,113.14	0.00
		-----	-----

CASH & INVESTMENTS BY FUND

AS OF: JANUARY 31ST, 2020 JANUARY 31ST, 2020

FUND ACCT. NO.	ACCOUNT NAME	CASH	INVESTMENTS
FAMILY PROTECTION FEE FD			
=====			
282 101-2000	CLAIM ON CASH-FAM PROTECT FEE	690.00	
		-----	-----
TOTAL 282-FAMILY PROTECTION FEE FD		690.00	0.00
		-----	-----
CO/DIST TECHNOLOGY FD			
=====			
283 101-2000	CLAIM ON CASH-CO/DIST TECHNOL	14,690.21	
		-----	-----
TOTAL 283-CO/DIST TECHNOLOGY FD		14,690.21	0.00
		-----	-----
CHILD ABUSE PREVENTION			
=====			
286 101-2000	CLAIM ON CASH-CHILD ABUSE PRV	0.00	
		-----	-----
TOTAL 286-CHILD ABUSE PREVENTION		0.00	0.00
		-----	-----
CDA PROCESSING FEE FUND			
=====			
300 101-2000	CLAIM ON CASH-CDA PROCESS FEE	1,373.87	
		-----	-----
TOTAL 300-CDA PROCESSING FEE FUND		1,373.87	0.00
		-----	-----
BOND FORFEITURE COMM			
=====			
301 101-2000	CLAIM ON CASH-BOND FORFEITURE	26,462.90	
		-----	-----
TOTAL 301-BOND FORFEITURE COMM		26,462.90	0.00
		-----	-----
CDA STATE JUDICIARY FUND			
=====			
302 101-2000	CLAIM ON CASH-CDA STATE JUD.	9,119.01	
		-----	-----
TOTAL 302-CDA STATE JUDICIARY FUND		9,119.01	0.00
		-----	-----
PRETRIAL INTERVENTION			
=====			
303 101-2000	CLAIM ON CASH-PRETRIAL INTERV	23,565.25	
		-----	-----
TOTAL 303-PRETRIAL INTERVENTION		23,565.25	0.00
		-----	-----

CASH & INVESTMENTS BY FUND

AS OF: JANUARY 31ST, 2020 JANUARY 31ST, 2020

FUND ACCT. NO.	ACCOUNT NAME	CASH	INVESTMENTS
CDA VICTIMS ASSISTANCE GR			
=====			
305 101-2000	CLAIM ON CASH-CDA VICTIMS ASST	(14,950.39)	
TOTAL 305-CDA VICTIMS ASSIST GRANT		(14,950.39)	0.00
VICTIM COORD/LIASON GNT			
=====			
306 101-2000	CLAIM ON CASH-SO VICT COORD	(9,181.79)	
TOTAL 306-VICTIM COORD/LIASON GNT		(9,181.79)	0.00
SCAAP PROGRAM			
=====			
307 101-2000	CLAIM ON CASH-SCAAP PROGRAM	8,682.00	
TOTAL 307-SCAAP PROGRAM		8,682.00	0.00
TEXAS VINE GRANT			
=====			
308 101-2000	CLAIM ON CASH-TX VINE GRANT	0.00	
TOTAL 308-TEXAS VINE GRANT		0.00	0.00
4/H ACTIVITY CENTER			
=====			
310 101-2000	CLAIM ON CASH-4/H ACTIVITY CNT	7,537.44	
TOTAL 310-4/H ACTIVITY CENTER		7,537.44	0.00
AIRPORT FUND			
=====			
321 101-2000	CLAIM ON CASH-AIRPORT FUND	197,359.29	
321 101-3000	CASH IN BANK/AIRPORT DRAFTING	287,659.42	
321 151-1000	TREASURY BILLS		0.00
321 151-1001	TEXPOOL INVESTMENTS		0.00
321 151-1005	LOCAL GOVT. INVEST COOP		0.00
TOTAL 321-AIRPORT FUND		485,018.71	0.00

CASH & INVESTMENTS BY FUND

AS OF: JANUARY 31ST, 2020 JANUARY 31ST, 2020

FUND	ACCT. NO.	ACCOUNT NAME	CASH	INVESTMENTS
AIRPORT GRANT FUND				
=====				
322	101-2000	CLAIM ON CASH-AIRPORT GRANT	(6,154.74)	
TOTAL 322-AIRPORT GRANT FUND			(6,154.74)	0.00
=====				
AIRPORT CAPITAL PROJECTS				
=====				
323	101-2000	CLAIM ON CASH-AIRP CAPITAL PRO	97,651.36	
TOTAL 323-AIRPORT CAPITAL PROJECTS			97,651.36	0.00
=====				
SPECIAL SERVICE FUND				
=====				
330	101-2000	CLAIM ON CASH-SPECIAL SERVICE	379,083.53	
TOTAL 330-SPECIAL SERVICE FUND			379,083.53	0.00
=====				
STONEGARDEN GRANT				
=====				
336	101-2000	CLAIM ON CASH-STONEGARDEN GNT	(331,448.56)	
TOTAL 336-STONEGARDEN 2010SST0-0008			(331,448.56)	0.00
=====				
JAG-LESS LETHAL FORCE				
=====				
337	101-2000	CLAIM ON CASH-JAG LESS LETHAL	0.00	
TOTAL 337-JAG-LESS LETHAL FORCE			0.00	0.00
=====				
CLICK IT OR TICKET				
=====				
338	101-2000	CLAIM ON CASH-GCRPC 9-1-1	99,976.38	
TOTAL 338-GCRPC - 9-1-1 ALLOCATION			99,976.38	0.00
=====				
BYRNE JAG PROGRAM				
=====				
339	101-2000	CLAIM ON CASH-BYRNE JAG PROG	11,650.00	
TOTAL 339- BYRNE JAG PROGRAM			11,650.00	0.00
=====				

CASH & INVESTMENTS BY FUND

AS OF: JANUARY 31ST, 2020 JANUARY 31ST, 2020

FUND ACCT. NO.	ACCOUNT NAME	CASH	INVESTMENTS
HIGH INTENSITY DRUG TRAF			
=====			
340 101-2000	CLAIM ON CASH-HIGH INTENSITY	(22,516.26)	
TOTAL 340-HIGH INTENSITY DRUG TRAFF		(22,516.26)	0.00
=====			
GCRPC SOLID WASTE GRANT			
=====			
341 101-2000	CLAIM ON CASH-GCRPC SOLID WAST	0.00	
TOTAL 341-GCRPC SOLID WASTE GRNT		0.00	0.00
=====			
RIFLE REST BODY ARM GNT			
=====			
343 101-2000	CLAIM ON CASH-RIFLE RESIT BODY	0.00	
TOTAL 343-RIFLE RESIT BODY ARMOR GN		0.00	0.00
=====			
FIREFIGHTERS GRANT			
=====			
344 101-2000	CLAIM ON CASH-FIREFIGHTERS GNT	0.00	
TOTAL 344-FIREFIGHTERS GRANT		0.00	0.00
=====			
FERAL HOG GRANT			
=====			
345 101-2000	CLAIM ON CASH-FERAL HOG GRANT	0.00	
TOTAL 345-FERAL HOG GRANT		0.00	0.00
=====			
TXCDBG WCID1 BLOOMINGTON			
=====			
346 101-2000	CLAIM ON CASH-WCID1 BLOOMING	(30,112.50)	
TOTAL 346-TXCDBG GNT-WCID1 BLOOM.		(30,112.50)	0.00
=====			
STATE FEE ACCOUNT			
=====			
350 101-2000	CLAIM ON CASH-STATE FEE FD	81,319.58	
TOTAL 350-STATE FEE ACCOUNT		81,319.58	0.00
=====			

CASH & INVESTMENTS BY FUND

AS OF: JANUARY 31ST, 2020 JANUARY 31ST, 2020

FUND ACCT. NO.	ACCOUNT NAME	CASH	INVESTMENTS
MENTAL HLTH PEACE OFF FD			
=====			
356 101-2000	CLAIM ON CASH-MENTAL SO/GB	(82,614.19)	
TOTAL 356-MENTAL HEALTH PEACE OFF		(82,614.19)	0.00
BISD SCHOOL RESOURCE OFF			
=====			
358 101-2000	CLAIM ON CASH-BISD SCHL RESOUR	(29,071.44)	
TOTAL 358-BISD SCHOOL RESOURCE OFF		(29,071.44)	0.00
SHERIFF'S FORFEITURE FD			
=====			
360 101-2000	CLAIM ON CASH-SHERIFF FORFEIT	455,627.31	
360 151-1001	TEXPOOL INVESTMENTS		0.00
360 151-1005	LOCAL GOVT. INVEST. COOP.		0.00
TOTAL 360-SHERIFF'S FORFEITURE FUND		455,627.31	0.00
SHERIFF'S DONATION FUND			
=====			
361 101-2000	CLAIM ON CASH-SHERIFF DONATION	259.50	
TOTAL 361-SHERIFF'S DONATION FUND		259.50	0.00
SHER DOJ FEDERAL FORFEIT			
=====			
362 101-2000	CLAIM ON CASH-SO DOJ FED FORFE	303,144.14	
TOTAL 362-SHERIFF DOJ FED. FORFEIT.		303,144.14	0.00
CDA CONTRABAND FORFEITURE			
=====			
370 101-2000	CLAIM ON CASH-CDA CONTRA FORF	822,543.94	
370 151-1005	LOCAL GOVT. INVEST. COOP.		0.00
TOTAL 370-CDA CONTRABAND FORFEITURE		822,543.94	0.00
CDA DOJ EQUITABLE SHARE			
=====			
371 101-2000	CLAIM ON CASH-CDA DOJ EQUIT	1,098.53	
TOTAL 371-CDA DOJ EQUITABLE SHARE		1,098.53	0.00

CASH & INVESTMENTS BY FUND

AS OF: JANUARY 31ST, 2020 JANUARY 31ST, 2020

FUND ACCT. NO.	ACCOUNT NAME	CASH	INVESTMENTS
SHERIFF DOT FEDERAL FORF			
=====			
372 101-2000	CLAIM ON CASH-SO DOT FED FORF.	271,309.66	
		-----	-----
	TOTAL 372-SHERIFF DOT FEDERAL FORF	271,309.66	0.00
		-----	-----
SHERIFF COMMISSARY FUND			
=====			
380 101-2000	CLAIM ON CASH-SHER. COMMISSARY	259,102.29	
		-----	-----
	TOTAL 380-SHERIFF COMMISSARY FUND	259,102.29	0.00
		-----	-----
JUVENILE COMMISSARY FUND			
=====			
390 101-2000	CLAIM ON CASH-JUV COMMISSARY	7,365.82	
		-----	-----
	TOTAL 390-JUVENILE COMMISSARY FUND	7,365.82	0.00
		-----	-----
NATIONAL SCHOOL LUNCH PRG			
=====			
392 101-2000	CLAIM ON CASH-NSLP	(30,835.20)	
		-----	-----
	TOTAL 392-NATIONAL SCHOOL LUNCH PRG	(30,835.20)	0.00
		-----	-----
VISD SRO REIMBURSEMENT			
=====			
395 101-2000	CLAIM ON CASH-VISD SRO REIMB	(377,178.53)	
		-----	-----
	TOTAL 395-VISD SRO REIMBURSEMENT	(377,178.53)	0.00
		-----	-----
HEALTH INSURANCE FUND			
=====			
410 101-2000	CLAIM ON CASH-HEALTH INSUR	(283,128.96)	
410 101-3000	CASH IN BANK/BOON CHAPMAN	76.67	
		-----	-----
	TOTAL 410-HEALTH INSURANCE FUND	(283,052.29)	0.00
		-----	-----
EMPLOYEE BENEFIT FUND			
=====			
420 101-2000	CLAIM ON CASH-EMPLOYEE BENEF	4,142.40	
		-----	-----
	TOTAL 420-EMPLOYEE BENEFIT FUND	4,142.40	0.00
		-----	-----

CASH & INVESTMENTS BY FUND

AS OF: JANUARY 31ST, 2020 JANUARY 31ST, 2020

FUND ACCT. NO.	ACCOUNT NAME	CASH	INVESTMENTS
ELECTIONS ADM SPECIAL			
=====			
450 101-2000	CLAIM ON CASH-ELECT ADM SPEC	37,363.96	
		-----	-----
	TOTAL 450-ELECTIONS ADM SPECIAL	37,363.96	0.00
		-----	-----
ELECTIONS CHAPTER 19			
=====			
457 101-2000	CLAIM ON CASH-ELECT CHAPT 19	(2,454.32)	
		-----	-----
	TOTAL 457-ELECTIONS CHAPTER 19 FD	(2,454.32)	0.00
		-----	-----
TAX ASSESSOR SPECIAL			
=====			
499 101-3000	FVNB SPECIAL INVENTORY ACCT.	36,235.17	
		-----	-----
	TOTAL 499-TAX ASSESSOR SPECIAL	36,235.17	0.00
		-----	-----
HISTORICAL COMMISSION			
=====			
500 101-2000	CLAIM ON CASH-HISTORICAL COMM	20,623.23	
		-----	-----
	TOTAL 500-HISTORICAL COMMISSION	20,623.23	0.00
		-----	-----
CHILD WELFARE BOARD			
=====			
515 101-2000	CLAIM ON CASH-CHILD WELFARE BD	16,826.50	
		-----	-----
	TOTAL 515-CHILD WELFARE BOARD	16,826.50	0.00
		-----	-----
REBUILD TEXAS FUND			
=====			
550 101-2000	CLAIM ON CASH-REBUILD TX FUND	119,047.91	
		-----	-----
	TOTAL 550-REBUILD TEXAS FUND	119,047.91	0.00
		-----	-----
DEBT SERVICE			
=====			
700 101-2000	CLAIM ON CASH-DEBT SERVICE	1,468,932.68	
		-----	-----
	TOTAL 700-DEBT SERVICE	1,468,932.68	0.00
		-----	-----

CASH & INVESTMENTS BY FUND

AS OF: JANUARY 31ST, 2020 JANUARY 31ST, 2020

FUND ACCT. NO.	ACCOUNT NAME	CASH	INVESTMENTS
LAW LIBRARY FUND			
=====			
720 101-2000	CLAIM ON CASH-LAW LIBRARY FD	61,489.66	
		-----	-----
TOTAL 720-LAW LIBRARY FUND		61,489.66	0.00
		-----	-----
VICTORIA HEALTH DEPT			
=====			
800 101-2000	CLAIM ON CASH-HEALTH DEPT	(351,633.44)	
800 101-3000	CASH IN BANK/HLTH 340B DRAFT.	1,550.78	
		-----	-----
TOTAL 800-VICTORIA HEALTH DEPT.		(350,082.66)	0.00
		-----	-----
TX A&M UNIV HLTH SCIENCE			
=====			
801 101-2000	CLAIM ON CASH-TX A&M HLTH SCI	5,628.25	
		-----	-----
TOTAL 801-TX A&M UNIV HLTH SCIENCE		5,628.25	0.00
		-----	-----
MEDICAID ADM CLAIM FD			
=====			
802 101-2000	CLAIM ON CASH-MEDICAID ADM CLM	33,473.32	
		-----	-----
TOTAL 802-MEDICAID ADM CLAIMS FD		33,473.32	0.00
		-----	-----
TEXAS HOME VISITING GNT			
=====			
803 101-2000	CLAIM ON CASH-TX HOME VISITING	(57,652.13)	
		-----	-----
TOTAL 803-TEXAS HOME VISITING GRANT		(57,652.13)	0.00
		-----	-----
HOGG FOUNDATION GRANT			
=====			
804 101-2000	CLAIM ON CASH-HOGG FOUNDRT.	77,386.73	
		-----	-----
TOTAL 804-HOGG FOUNDATION GNT		77,386.73	0.00
		-----	-----
HURRICANE PUBLIC HLTH GNT			
=====			
805 101-2000	CLAIM ON CASH-HURRICANE PUBLIC	(110,611.12)	
		-----	-----
TOTAL 805-HURRICANE PUBLIC HLTH GNT		(110,611.12)	0.00
		-----	-----

CASH & INVESTMENTS BY FUND

AS OF: JANUARY 31ST, 2020 JANUARY 31ST, 2020

FUND ACCT. NO.	ACCOUNT NAME	CASH	INVESTMENTS
AMERICARES			
=====			
806 101-2000	CLAIM ON CASH-AMERICARES	(349.89)	
TOTAL 806-AMERICARES		(349.89)	0.00

VICTORIA WIC PROGRAM			
=====			
810 101-2000	CLAIM ON CASH-WIC PROGRAM	(89,383.47)	
TOTAL 810-VICTORIA WIC PROGRAM		(89,383.47)	0.00

NAVARRO PROJECT FUND			
=====			
845 101-2000	CLAIM ON CASH-NAVARRO LEASE	0.00	
845 101-3000	CASH/BK NY/INTEREST	0.00	
845 101-3001	CASH/BK NY/PRINCIPAL	0.00	
845 101-3002	CASH/BK NY/PROJECT	0.00	
845 101-3003	CASH/BK NY/RESERVE (2017)	0.00	
845 151-1001	MONEY MARKET MUTUAL FDS		0.00
845 151-1002	GOVERNMENT SECURITIES		0.00
845 151-1006	INVESTORS CASH TRUST		0.00
TOTAL 845-NAVARRO PROJECT FUND		0.00	0.00

FLEXIBLE BENEFITS PLAN			
=====			
870 101-2000	CASH-FLEX BEN-DENTAL, LIFE, VSN	34,905.21	
870 101-3000	CASH IN BANK/PROSPERITY BANK	70,561.51	
TOTAL 870-FLEXIBLE BENEFITS PLAN		105,466.72	0.00

LEOSE FUND			
=====			
880 101-2000	CLAIM ON CASH-LEOSE FUND	46,871.23	
TOTAL 880-LEOSE FUND		46,871.23	0.00

TOTAL CASH AND INVESTMENTS		46,928,476.08	17,661,091.40
		=====	=====

*** END OF REPORT ***

Pooled Cash	(23,216,164.96)	17,661,091.40
	<u>23,712,311.12</u>	<u>17,661,091.40</u>

FUND	ACCT. NO.	ACCOUNT NAME	CASH	INVESTMENTS
VICTORIA COUNTY HOSPITAL				
820	101-1000	HOSPITAL FUND	29,349,349.88	
820	101-2004	CMC 125 PLAN	160,327.18	
820	101-2010	CMC BONDS 2019	10,006,709.91	
820	101-3000	CMC ACCTS PAYABLE	(550,098.50)	
820	101-4000	CMC PAYROLL	674.63	
820	101-4100	CMC MEDICAL PROFESS #214125768	100.02	
820	101-4105	CMC MEDICAL PROFESS #217301213	4,330,259.66	
820	101-4200	CMC WEIGHT MANAGEMENT CNTR	455,978.55	
820	101-4300	CMC HOME HEALTH AGENCY	2,890,387.21	
820	101-5001	ARBORETUM NURSE /REHAB/WINNIE	0.00	
820	101-5002	MATAGORDA NURSING & REHAB	127,165.42	
820	101-5003	TWIN PINES NURSING & REHAB	513,404.33	
820	101-5004	SHADY OAKS NURSING & REHAB	75,032.63	
820	101-5005	AMISTAD NURSING & REHAB	0.00	
820	101-5006	GANADO NURSING & REHAB	112,634.72	
820	101-5007	CUERO NURSING & REHAB	0.00	
820	101-5008	STEVENS NURSE & REHAB/HALLETTS	0.00	
820	101-5009	PORT LAVACA NURSING & REHAB	12,349.82	
820	101-5010	SOUTHBROOKE NURSING & REHAB	0.00	
820	101-5011	WHARTON NURSING & REHAB	9,984.71	
820	101-5012	YOAKUM NURSING & REHAB	0.00	
820	101-5100	CUERO NURSING & REHAB-HUD	188,863.59	
820	101-5105	STEVENS NURSE & REHAB-HUD	155,454.49	
820	101-5110	PORT LAVACA NURSE & REHAB-HUD	210,597.64	
820	101-5115	SOUTHBROOKE NURSE&REHAB-HUD	148,274.27	
820	101-5120	WHARTON NURSING& REHAB-HUD	167,822.01	
820	101-5125	YOAKUM NURSING & REHAB-HUD	23,105.88	
820	101-5130	MATAGORDA NURSING & REHAB-HUD	0.00	
820	101-5135	TWIN PINES NURSING & REHAB-HUD	0.00	
820	151-1004	CERTIFICATES OF DEPOSIT		0.00
820	151-1005	LOCAL GOVT. INVEST. COOP.		0.00
TOTAL 820-VICTORIA COUNTY HOSPITAL			48,388,378.05	0.00
TOTAL CASH AND INVESTMENTS			48,388,378.05	0.00

*** END OF REPORT ***

CD INVESTMENTS GENERAL FUND

ISSUER	CUSIP	TERM	% EARN		SETTLE	MATURE
FIRST TECH FCU	33715LDQ0	MBS	24	3.05%	\$ 245,000.00	2/6/2019 2/8/2021
KESSLER FCU	49254FAJ5	MBS	30	3.00%	\$ 245,000.00	1/31/2019 7/30/2021
GOLDMAN SACHS	38148P4N4	MBS	36	2.90%	\$ 245,000.00	1/30/2019
JP MORGAN CHASE	48128HGV4	MBS	12	2.80%	\$ 245,000.00	2/28/2019 2/28/2020
KERN SCHOOL FCU	49228XAA8	MBS	36	2.80%	\$ 245,000.00	2/27/2019 2/28/2022
MORGAN STANLY	61760AWX3	MBS	36	2.75%	\$ 245,000.00	3/7/2019 3/7/2022
CITIBANK NA MKT	17294XPV2	MBS	36	2.80%	\$ 245,000.00	3/11/2019 3/11/2022
MEDALLION	58404DDP3	MBS	36	2.70%	\$ 245,000.00	3/22/2019 3/22/2022
AFFINITY CU	00832KAV1	MBS	12	2.70%	\$ 245,000.00	3/22/2019 3/22/2020
AMERICAS CU	03065AAG8	MBS	24	2.70%	\$ 245,000.00	3/29/2019 3/29/2021
UNIV OF IOWA	91435LAY3	MBS	24	2.50%	\$ 245,000.00	5/15/2019 5/14/2021
JEFFERSON FINAN	474067AR6	MBS	36	2.65%	\$ 209,000.00	5/15/2019 5/16/2022
SIGNAT BNK ARKAN	82669LJC8	MBS	36	2.50%	\$ 245,000.00	5/17/2019 5/17/2022
BANK OF NEW ENG	06426KBB3	MBS	36	2.45%	\$ 245,000.00	5/23/2019 5/23/2022
TIAA FSB	87270LCE1	MBS	36	2.50%	\$ 245,000.00	5/17/2019 5/17/2022
CAPITAL ONE BNK	14042TAN7	MBS	35	2.45%	\$ 200,000.00	6/10/2019 5/23/2022
UBS BNK SALT LAKE	90348BJLQ1	MBS	24	2.45%	\$ 245,000.00	6/10/2019 6/7/2021
EAVANSVILLE TEAC	299547AN9	MBS	12	2.40%	\$ 245,000.00	6/12/2019 6/12/2020
BMO HARRIS BNK	05581WV93	MBS	13	2.40%	\$ 245,000.00	6/13/2019 7/13/2020
STEARNS BNK NA	857894A90	MBS	14	2.20%	\$ 245,000.00	6/24/2019 8/24/2020
VERUS BNK COMM	92535LCG7	MBS	24	2.20%	\$ 245,000.00	6/28/2019 6/28/2021
MEADOWS BANK	58321JCD8	MBS	18	2.25%	\$ 245,000.00	6/28/2019 12/28/2020
BAR HARBOR B&T	066851WU6	MBS	24	2.05%	\$ 245,000.00	6/28/2019 6/28/2021
LUANA SVGS BNK	549104GV3	MBS	36	2.20%	\$ 245,000.00	6/21/2019 6/21/2022
BALBOA THRIFT	05765LAX5	MBS	36	2.00%	\$ 245,000.00	7/19/2019 7/18/2022
UNITED BANKERS'	909557JE1	MBS	30	2.00%	\$ 245,000.00	7/24/2019 1/24/2022
1ST SOURCE BANK	33646CLH5	MBS	35	2.00%	\$ 245,000.00	7/11/2019 6/13/2022
BARCLAYS BNK DEL	06740KNF0	MBS	24	2.00%	\$ 245,000.00	7/19/2019 7/17/2021
HANMI BANK	410493ELO	MBS	36	2.00%	\$ 245,000.00	7/19/2019 7/19/2022
CONGRESSIONAL B	20726ABB3	MBS	28	2.00%	\$ 245,000.00	7/24/2019 11/24/2021
FIRST NATL BANK	32114LBN8	MBS	36	2.00%	\$ 245,000.00	7/26/2019 7/26/2022
THREE RIVERS CU	88563LAH0	MBS	24	2.10%	\$ 245,000.00	8/1/2019 8/2/2021
CIT BNK NAT ASSN	12556LBB1	MBS	36	1.95%	\$ 245,000.00	8/23/2019 8/23/2022
RAYMOND JAMES	75472RAC5	MBS	36	1.90%	\$ 245,000.00	8/23/2019 8/23/2022
STERLING BK	85916VDL6	MBS	37	1.75%	\$ 245,000.00	9/6/2019 10/6/2022
FIRST FARMERS BT	320165JL8	MBS	24	1.65%	\$ 245,000.00	9/6/2019 9/3/2021
COMMUNITY BNK	20368TCN8	MBS	24	1.65%	\$ 245,000.00	9/12/2019 9/13/2021
FIRST NATL BK AME	32110YNA9	MBS	24	1.60%	\$ 245,000.00	9/17/2019 9/17/2021
FIRST NATL BK CON	334342CG5	MBS	26	1.65%	\$ 245,000.00	9/18/2019 11/18/2021
MAPLE BANK	565109BP9	MBS	30	1.70%	\$ 245,000.00	10/11/2019 4/11/2022
ENCORE BANK	29260MAP0	MBS	30	1.70%	\$ 245,000.00	10/23/2019 4/25/2022
BANK OZK	06417NQZ9	MBS	14	1.70%	\$ 245,000.00	1/31/2020 5/3/2021
WELLS FRG NA WST	949495AY2	MBS	36	1.90%	\$ 245,000.00	1/29/2020 1/30/2023
SYNOVUS BANK	87164DQB9	MBS	18	1.65%	\$ 245,000.00	1/30/2020 7/30/2021
MORGAN STLY PVT	61760A6Q7	MBS	36	1.85%	\$ 245,000.00	1/30/2020 1/30/2023
SOMERSET TRUST	835104BW9	MBS	18	1.65%	\$ 245,000.00	1/30/2020 7/30/2021
JEFFESON B&T	472376AC6	MBS	30	1.75%	\$ 245,000.00	11/9/2017 5/12/2020
DISCOVER BANK	254673GD2	MBS	36	2.00%	\$ 245,000.00	11/8/2017 11/9/2020
WELLS FARGO NA	949763LD6	MBS	36	2.00%	\$ 245,000.00	11/8/2017 11/9/2020
ALLY BANK	02006L6M0	FTN	36	2.00%	\$ 245,000.00	11/9/2017 11/9/2020
BMW BANK OF NA	05580ALB8	FTN	36	2.00%	\$ 245,000.00	11/10/2017 11/10/2020
				2.19%	12,414,000.00	

INTEREST EARNED STATEMENT
JANUARY 2020

FUND	FUND NAME	2017	2018	2019	2020 YR TO DATE	CURRENT MONTH
100	GENERAL FUND	241,299.13	466,648.37	587,193.96	44,535.80	44,535.80
200	ROAD & BRIDGE FUND	45,426.58	75,845.46	107,701.21	6,006.25	6,006.25
700	DEBT SERVICE	5,097.08	10,491.55	16,599.52	1,431.22	1,431.22
770	CAPITAL PROJECTS	471.42	0.00	0.00	0.00	0.00
	Sub-Total Budgeted Funds	292,294.21	552,985.38	711,494.69	51,973.27	51,973.27
119	CLERK'S ARCHIVE	2307.04	5,551.35	4809.15	281.63	281.63
150	TAX SALES	0.00	552.17	552.17	34.00	34.00
240	DRUG COURTS PROGRAM	173.24	256.25	364.14	22.02	22.02
300	CDA PROCESSING FEE	59.85	168.15	113.51	4.95	4.95
310	4-H ACTIVITY CENTER	116.80	120.37	162.21	9.62	9.62
320	AIRPORT DRAFTING	0.00	351.11	351.11	443.00	443.00
321	AIRPORT	1122.56	2,244.67	4517.73	0.00	0.00
330	SPECIAL SERVICE	7514.85	9,596.57	9179.04	349.18	349.18
338	GCRP 911	0.00	275.60	275.60	128.68	128.68
360	SHERIFF'S FORFEITURE	2052.00	7,251.10	9444.59	605.92	605.92
361	SHERIFF'S DONATION	5.80	8.47	6.08	0.33	0.33
362	SHERIFF'S DOJ	2997.98	4,965.25	6544.45	390.19	390.19
370	CDA CONTRABAND FORFEIT.	4715.79	10,490.95	14327.42	1,060.17	1,060.17
371	CDA DOJ EQUITABLE SHARE	9.53	17.69	23.69	1.41	1.41
372	SHERIFF DOT FED FORFEIT	1241.51	1,369.73	2241.60	349.21	349.21
380	SHERIFF COMMISSARY	2205.77	3,954.32	5771.00	341.01	341.01
390	JUVENILE COMMISSARY	59.50	112.82	155.19	9.44	9.44
410	HEALTH INSURANCE	1713.18	9,542.34	2826.58	76.67	76.67
450	ELECTION ADMINISTRATOR	133.05	255.79	603.90	23.80	23.80
499	TAX ASSESSOR SPECIAL	3661.65	8,572.46	12336.30	1,156.75	1,156.75
500	HISTORICAL COMMISSION	220.43	406.58	465.73	26.55	26.55
800	HEALTH DEPT DRAFTING	62.08	179.54	344.06	15.30	15.30
870	FLEXIBLE BENEFIT PLAN	294.02	817.46	1462.81	115.89	115.89
820	HOSPITAL	367951.98	522,103.44	660159.66	40,688.81	40,688.81
820	CMC 125 PLAN	1093.16	2,738.71	3,574.47	237.79	237.79
830	CMC ACCOUNTS PAYABLE	13044.15	19,037.56	21,179.25	1,477.25	1,477.25
840	CMC PAYROLL	3472.13	6,975.28	8,995.36	674.63	674.63
820	CMC MEDICAL PROFESSIONAL	59584.77	79,628.52	150,498.80	5,231.69	5,231.69
820	CMC HOME HEALTH	1525.34	15,579.84	45,408.24	3,892.78	3,892.78
820	CMC WEIGHT MGMT	1968.76	6,202.93	9,384.11	617.95	617.95
820	CMC NURSING HOMES	9234.03	25,035.19	31,354.07	1,805.30	1,805.30
950	NAVIGATION DISTRICT	33379.58	85,119.55	145,379.51	10,134.07	10,134.07
950	NAVIG CONSTRUCTION 2012A	0.89	1.98	0.23	0.00	0.00
950	NAVIG. CONSTRUCTION 2015	69060.52	126,550.67	78,476.12	1,547.44	1,547.44
950	NAVIG 2012A/B INT& SINKING	2899.92	6,909.40	9,613.21	661.69	661.69
950	NAVIG. INTEREST & SINKING	29.89	25.76	2.84	0.00	0.00
	TOTAL	886,205.96	1,515,954.95	1,952,398.62	124,388.39	124,388.39