


MINUTES OF COUNTY FINANCES
TREASURER'S REPORT
MONTHLY- FEBRUARY 2020


IN THE MATTER OF COUNTY FINANCES
IN THE HANDS OF SEAN KENNEDY
TREASURER OF VICTORIA COUNTY, TEXAS

COMMISSIONERS' COURT
VICTORIA COUNTY, TEXAS
IN SPECIAL SESSION
REGULAR TERM MARCH
2020

IN ACCORDANCE with Section 114.026, Local Government Code, we, the undersigned, constituting the entire Commissioners Court of said County, certify that on the 30th day of March 2020, at the Special Session of a Regular Term of Court. We compared and examined the monthly report of Sean Kennedy, Treasurer of Victoria County, Texas, for February 2020, and finding the same correct, entered an order in the Minutes approving said Report, which states total cash and investments on hand as \$105,989,976.13


Ben Zeller, County Judge

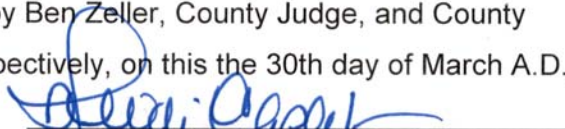

Danny Garcia, Commissioner Pct. 1


Kevin M. Janak, Commissioner Pct. 2


Gary Burns, Commissioner Pct. 3



Clint C. Ives, Commissioner Pct. 4

SWORN TO AND SUBSCRIBED BEFORE ME, by Ben Zeller, County Judge, and County Commissioners of said Victoria County, each respectively, on this the 30th day of March A.D., 2020.


Attest: Heidi Easley, County Clerk

FILED FOR RECORD THIS 30th DAY OF March A.D. 2020, and recorded on the 30th day of March, A.D. 2020.




Heidi Easley, County Clerk and
Ex-Officio Clerk of the Commissioners
Court in and for Victoria County, Texas.

By: 
Deputy **Stefanie Tumlinson**



MONTHLY REPORT OF

SEAN KENNEDY, COUNTY TREASURER

VICTORIA COUNTY, TEXAS

FOR THE MONTH OF FEBRUARY 2020

This report is presented for the approval of the Commissioners' Court, in accordance with Vernon's Texas Codes Annotated, Local Government Code, Section 83.002 (a) (3), and Title 10, Chapter 2256, Government Code (Public Funds Investment Act), and is true and correct to the best of my knowledge and belief, according to the records of this office.


SEAN KENNEDY
COUNTY TREASURER

VICTORIA COUNTY
INVESTMENTS ON HAND
FEBRUARY 29, 2020

FUND	INV. NO.	PURCH DATE	PAR AMOUNT	DESCRIPTION	MAT DATE	CALL DATE	NET YIELD	PURCH PRICE	INDIV FND AMOUNT	TOTAL INVESTMENT	MARKET PRICE	MARKET VALUE
<u>VICTORIA COUNTY</u>												
		10/19/2017	5,000,000	L.O.G.I.C. POOL			1.762%			5,254,435.81		5,254,435.81
				CERTIFICATE OF DEPOSIT			2.130%			12,659,000.00		12,659,000.00
				CASH ON HAND-COUNTY FUNDS			1.590%			25,745,082.48		25,745,082.48
				<u>TOTAL COUNTY FUNDS</u>						<u>43,658,518.29</u>		<u>43,658,518.29</u>
<u>CITIZENS MEDICAL CENTER</u>												
				L.O.G.I.C. POOL			0.000%			0.00		0.00
				CERTIFICATE OF DEPOSIT			0.000%			0.00		0.00
BANK BALANCE				CMC NURSING HOMES			1.590%			2,183,137.63		2,183,137.63
				CASH ON HAND-CITIZENS MEDICAL CENTER			1.590%			50,259,166.86		50,259,166.86
				<u>TOTAL HOSPITAL FUNDS</u>						<u>52,442,304.49</u>		<u>52,442,304.49</u>
<u>NAVIGATION DISTRICT</u>												
				CASH ON HAND 2015 CONSTRUCTION			1.590%			512,283.97		512,283.97
				CASH ON HAND 2015 INTEREST & SINKING			1.590%			544,806.02		544,806.02
				PROMOTION AND DEVELOPMENT FUND			1.590%			250,786.50		250,786.50
				CASH ON HAND-2012A/B INTEREST/SINKING			1.590%			646,112.08		646,112.08
BANK BALANCE				CASH ON HAND-NAVIGATION DISTRICT			1.590%			7,935,164.78		7,935,164.78
				<u>TOTAL NAVIGATION DIST FUNDS</u>						<u>9,889,153.35</u>		<u>9,889,153.35</u>
<u>SUMMARY TOTAL PORTFOLIO</u>												
				TOTAL COUNTY FUNDS						43,658,518.29	41.1912%	43,658,518.29
				TOTAL HOSPITAL FUNDS						52,442,304.49	49.4786%	52,442,304.49
BANK BALANCE				TOTAL NAVIGATION DISTRICT FUNDS						9,889,153.35	9.3303%	9,889,153.35
										<u>105,989,976.13</u>	100.00%	<u>105,989,976.13</u>
				CASH ON HAND - ALL FUNDS						88,076,540.32	83.10%	88,076,540.32
				PLEGGED SECURITIES - ALL FUNDS						104,604,365.15		105,536,224.25
				CERTIFICATES OF DEPOSIT						12,659,000.00	11.94%	12,659,000.00
				MONEY MKT MUTUAL FUNDS						0.00	0.00%	0.00
				L.O.G.I.C. POOL						5,254,435.81	4.96%	5,254,435.81
				GOVERNMENT SECURITIES						0.00	0.00%	0.00
				<u>TOTAL INVESTMENTS</u>						<u>17,913,435.81</u>	16.90%	<u>17,913,435.81</u>
				<u>TOTAL PORTFOLIO INCLUDING CASH</u>						<u>105,989,976.13</u>	100.00%	<u>105,989,976.13</u>

CASH & INVESTMENTS BY FUND

AS OF: FEBRUARY 29TH, 2020

FUND	ACCT. NO.	ACCOUNT NAME	CASH	INVESTMENTS
POOLED CASH - APCA				
=====				
001	101-2000	POOLED CASH	25,158,636.76	
001	101-2005	POOLED CASH-PAYROLL	0.00	
TOTAL 001-POOLED CASH - APCA			25,158,636.76	0.00

GENERAL FUND				
=====				
100	101-2000	CLAIM ON CASH-GENERAL FUND	15,757,053.49	
100	101-3000	VC CREDIT CARD CLEARING ACCT	55,452.77	
100	151-1003	CERTIFICATE OF DEPOSIT		12,659,000.00
100	151-1005	LOCAL GOVT. INVEST. COOP.		5,254,435.81
TOTAL 100-GENERAL FUND			15,812,506.26	17,913,435.81

EMERGENCY MGMT				
=====				
108	101-2000	CLAIM ON CASH-EMER MGMT	(163,076.03)	
TOTAL 108-EMERGENCY MGMT			(163,076.03)	0.00

LEPC FUND				
=====				
109	101-2000	CLAIM ON CASH-LEPC	13,379.06	
TOTAL 109-LEPC FUND			13,379.06	0.00

J. P. SPECIAL FUND				
=====				
110	101-2000	CLAIM ON CASH-J.P. SPECIAL FD	258.36	
TOTAL 110-J.P. SPECIAL FUND			258.36	0.00

COUNTY JURY FUND				
=====				
118	101-2000	CLAIM ON CASH-COUNTY JURY FUND	46.64	
TOTAL 118-COUNTY JURY FUND			46.64	0.00

CASH & INVESTMENTS BY FUND

AS OF: FEBRUARY 29TH, 2020 FEBRUARY 29TH, 2020

FUND ACCT. NO.	ACCOUNT NAME	CASH	INVESTMENTS
CO CLERK ARCHIVE FEE FD			

119 101-2000	CLAIM ON CASH-CO CLK ARCHIVE	227,952.75	
		-----	-----
TOTAL 119-CO CLERK ARCHIVE FEE FD		227,952.75	0.00
		-----	-----
RECORDS MANAGEMENT FUND			

120 101-2000	CLAIM ON CASH-RECORD MGMT	77,445.14	
		-----	-----
TOTAL 120-RECORDS MANAGEMENT FUND		77,445.14	0.00
		-----	-----
COURTHOUSE SECURITY FUND			

121 101-2000	CLAIM ON CASH-CRTHSE SECURITY	90,462.81	
		-----	-----
TOTAL 121-COURTHOUSE SECURITY FUND		90,462.81	0.00
		-----	-----
JUSTICE CT BLDG SECURITY			

122 101-2000	CLAIM ON CASH-JP CRT BLD SECUR	40,048.25	
		-----	-----
TOTAL 122-JUSTICE CT BLDG SECURITY		40,048.25	0.00
		-----	-----
DIST. CLERK RECORDS MGMT			

123 101-2000	CLAIM ON CASH-DIST CLK REC MGT	4,606.67	
		-----	-----
TOTAL 123-DIST. CLERK RECORD MGMT		4,606.67	0.00
		-----	-----
CO CLERK OF THE COURT			

124 101-2000	CLAIM ON CASH-CO CLRK OF COUR	1,223.47	
		-----	-----
TOTAL 124-CO CLERK OF THE COURT		1,223.47	0.00
		-----	-----
DIST CLERK OF THE COURT			

125 101-2000	CLAIM ON CASH-DIST CLRK OF CRT	0.65	
		-----	-----
TOTAL 125-DIST CLERK OF THE COURT		0.65	0.00
		-----	-----

CASH & INVESTMENTS BY FUND

AS OF: FEBRUARY 29TH, 2020 FEBRUARY 29TH, 2020

FUND	ACCT. NO.	ACCOUNT NAME	CASH	INVESTMENTS
COURT REPORTER SERVICE				

126	101-2000	CLAIM ON CASH-CRT REPORTER SRV	0.00	
			-----	-----
TOTAL 126-COURT REPORTER SERVICE			0.00	0.00
			-----	-----
PATRIOT PARK DONATION FD				

140	101-2000	CLAIM ON CASH-PATRIOT PRK DON	3,001.56	
			-----	-----
TOTAL 140-PATRIOT PARK DONATION FD			3,001.56	0.00
			-----	-----
SHERIFF'S SPECIAL FUND				

150	101-2000	CLAIM ON CASH-SHERIFFS SPECIAL	21,500.00	
150	101-3000	PROPERTY TAX SALE ACCOUNT	23,019.25	
			-----	-----
TOTAL 150-SHERIFF'S SPECIAL FUND			44,519.25	0.00
			-----	-----
CONSTABLE'S SPECIAL FUND				

155	101-2000	CLAIM ON CASH-CONSTABLES SPEC	0.00	
			-----	-----
TOTAL 155-CONSTABLE'S SPECIAL FUND			0.00	0.00
			-----	-----
CLERK'S SPECIAL FUND				

160	101-2000	CLAIM ON CASH-CLERKS SPECIAL	0.00	
			-----	-----
TOTAL 160-CLERK'S SPECIAL FUND			0.00	0.00
			-----	-----
COVID19				

192	101-2000	CLAIM ON CASH-COVID19	0.00	
			-----	-----
TOTAL 192-COVID19			0.00	0.00
			-----	-----
GULF/MEXICO ENERGY SEC				

195	101-2000	CLAIM ON CASH-GULF MEXICO ENGY	192,884.80	
			-----	-----
TOTAL 195-GULF/MEXICO ENERGY SEC.			192,884.80	0.00
			-----	-----

CASH & INVESTMENTS BY FUND

AS OF: FEBRUARY 29TH, 2020 FEBRUARY 29TH, 2020

FUND	ACCT. NO.	ACCOUNT NAME	CASH	INVESTMENTS
FEMA HAZARD MIT FUND				

197	101-2000	CLAIM ON CASH-FEMA HAZARD MIT	0.00	
			-----	-----
TOTAL 197- FEMA HAZARD MIT. FD			0.00	0.00
			-----	-----
HURRICANE HARVEY DR#4332				

198	101-2000	CLAIM ON CASH-HURRICANE HARVEY	181,389.47	
198	101-3000	CLAIM ON CASH/GRANT FUND	0.00	
			-----	-----
TOTAL 198-HURRICANE HARVEY DR#4332			181,389.47	0.00
			-----	-----
TXDOT MCCOY RD RECONST				

199	101-2000	CLAIM ON CASH-TXDOT MCCOY RD	0.00	
			-----	-----
TOTAL 199-TXDOT MCCOY RD RECONST			0.00	0.00
			-----	-----
ROAD AND BRIDGE FUND/PCT				

201	101-2000	CLAIM ON CASH-R&B PCT #1	1,135,570.67	
			-----	-----
TOTAL 201-ROAD & BRIDGE FUND PCT 1			1,135,570.67	0.00
			-----	-----
ROAD AND BRIDGE FUND/PCT				

202	101-2000	CLAIM ON CASH-R&B PCT #2	1,344,364.53	
			-----	-----
TOTAL 202-ROAD & BRIDGE FUND PCT 2			1,344,364.53	0.00
			-----	-----
ROAD AND BRIDGE FUND/PCT				

203	101-2000	CLAIM ON CASH-R&B PCT #3	2,255,274.15	
			-----	-----
TOTAL 203-ROAD & BRIDGE FUND PCT 3			2,255,274.15	0.00
			-----	-----
ROAD AND BRIDGE FUND/PCT				

204	101-2000	CLAIM ON CASH-R&B PCT #4	1,314,997.71	
			-----	-----
TOTAL 204-ROAD & BRIDGE FUND PCT 4			1,314,997.71	0.00
			-----	-----

CASH & INVESTMENTS BY FUND

AS OF: FEBRUARY 29TH, 2020 FEBRUARY 29TH, 2020

FUND	ACCT. NO.	ACCOUNT NAME	CASH	INVESTMENTS
CAPITAL CREDITS FUND				

215	101-2000	CLAIM ON CASH-CAPITAL CREDITS	183,010.55	
			-----	-----
		TOTAL 215-CAPITAL CREDITS FUND	183,010.55	0.00
			-----	-----
JUVENILE RESTITUTION				

221	101-2000	CLAIM ON CASH-JUVEN.RESTITUT.	18.68	
			-----	-----
		TOTAL 221-JUVENILE RESTITUTION	18.68	0.00
			-----	-----
JUVENILE PROBATION FUND				

231	101-2000	CLAIM ON CASH-JUVEN PROBAT.	(45,735.09)	
			-----	-----
		TOTAL 231-JUVENILE PROBATION FD	(45,735.09)	0.00
			-----	-----
DRUG COURTS PROGRAMS				

240	101-2000	CLAIM ON CASH-DRUG CRT PROG	16,028.93	
			-----	-----
		TOTAL 240-DRUG COURTS PROGRAM	16,028.93	0.00
			-----	-----
24TH JUDICIAL DIST PROB				

241	101-2000	CLAIM ON CASH-24 JUD DIST PROB	0.00	
			-----	-----
		TOTAL 241-24TH JUDICIAL DIST. PROB	0.00	0.00
			-----	-----
COUNTY SPECIALTY COURT				

245	101-2000	CLAIM ON CASH-CNTY SPECIALTY	612.15	
			-----	-----
		TOTAL 245-COUNTY SPECIALTY COURT	612.15	0.00
			-----	-----
LOCAL TRUANCY PREVENTION				

280	101-2000	CLAIM ON CASH-LOCAL TRUANCY	803.83	
			-----	-----
		TOTAL 280-LOCAL TRUANCY PREVENTIONS	803.83	0.00
			-----	-----

CASH & INVESTMENTS BY FUND

AS OF: FEBRUARY 29TH, 2020 FEBRUARY 29TH, 2020

FUND	ACCT. NO.	ACCOUNT NAME	CASH	INVESTMENTS
JUSTICE TECHNOLOGY FUND				

281	101-2000	CLAIM ON CASH-JUSTICE TECH.	10,507.17	
			-----	-----
TOTAL 281-JUSTICE TECHNOLOGY FD.			10,507.17	0.00
			-----	-----
FAMILY PROTECTION FEE FD				

282	101-2000	CLAIM ON CASH-FAM PROTECT FEE	990.00	
			-----	-----
TOTAL 282-FAMILY PROTECTION FEE FD			990.00	0.00
			-----	-----
CO/DIST TECHNOLOGY FD				

283	101-2000	CLAIM ON CASH-CO/DIST TECHNOL	16,218.53	
			-----	-----
TOTAL 283-CO/DIST TECHNOLOGY FD			16,218.53	0.00
			-----	-----
CHILD ABUSE PREVENTION				

286	101-2000	CLAIM ON CASH-CHILD ABUSE PRV	0.00	
			-----	-----
TOTAL 286-CHILD ABUSE PREVENTION			0.00	0.00
			-----	-----
CDA PROCESSING FEE FUND				

300	101-2000	CLAIM ON CASH-CDA PROCESS FEE	242.99	
			-----	-----
TOTAL 300-CDA PROCESSING FEE FUND			242.99	0.00
			-----	-----
BOND FORFEITURE COMM				

301	101-2000	CLAIM ON CASH-BOND FORFEITURE	30,436.45	
			-----	-----
TOTAL 301-BOND FORFEITURE COMM			30,436.45	0.00
			-----	-----
CDA STATE JUDICIARY FUND				

302	101-2000	CLAIM ON CASH-CDA STATE JUD.	7,565.42	
			-----	-----
TOTAL 302-CDA STATE JUDICIARY FUND			7,565.42	0.00
			-----	-----

CASH & INVESTMENTS BY FUND

AS OF: FEBRUARY 29TH, 2020 FEBRUARY 29TH, 2020

FUND	ACCT. NO.	ACCOUNT NAME	CASH	INVESTMENTS
PRETRIAL INTERVENTION				
=====				
303	101-2000	CLAIM ON CASH-PRETRIAL INTERV	27,725.10	
			-----	-----
		TOTAL 303-PRETRIAL INTERVENTION	27,725.10	0.00
			-----	-----
CDA VICTIMS ASSISTANCE GR				
=====				
305	101-2000	CLAIM ON CASH-CDA VICTIMS ASST	(11,402.87)	
			-----	-----
		TOTAL 305-CDA VICTIMS ASSIST GRANT	(11,402.87)	0.00
			-----	-----
VICTIM COORD/LIASON GNT				
=====				
306	101-2000	CLAIM ON CASH-SO VICT COORD	(5,724.21)	
			-----	-----
		TOTAL 306-VICTIM COORD/LIASON GNT	(5,724.21)	0.00
			-----	-----
SCAAP PROGRAM				
=====				
307	101-2000	CLAIM ON CASH-SCAAP PROGRAM	8,682.00	
			-----	-----
		TOTAL 307-SCAAP PROGRAM	8,682.00	0.00
			-----	-----
TEXAS VINE GRANT				
=====				
308	101-2000	CLAIM ON CASH-TX VINE GRANT	0.00	
			-----	-----
		TOTAL 308-TEXAS VINE GRANT	0.00	0.00
			-----	-----
4/H ACTIVITY CENTER				
=====				
310	101-2000	CLAIM ON CASH-4/H ACTIVITY CNT	7,546.74	
			-----	-----
		TOTAL 310-4/H ACTIVITY CENTER	7,546.74	0.00
			-----	-----
AIRPORT FUND				
=====				
321	101-2000	CLAIM ON CASH-AIRPORT FUND	198,986.82	
321	101-3000	CASH IN BANK/AIRPORT DRAFTING	339,828.94	
321	151-1000	TREASURY BILLS		0.00
321	151-1001	TEXPOOL INVESTMENTS		0.00
321	151-1005	LOCAL GOVT. INVEST COOP		0.00
			-----	-----
		TOTAL 321-AIRPORT FUND	538,815.76	0.00
			-----	-----

CASH & INVESTMENTS BY FUND

AS OF: FEBRUARY 29TH, 2020 FEBRUARY 29TH, 2020

FUND ACCT. NO.	ACCOUNT NAME	CASH	INVESTMENTS
AIRPORT GRANT FUND			
=====			
322 101-2000	CLAIM ON CASH-AIRPORT GRANT	(8,569.98)	
TOTAL 322-AIRPORT GRANT FUND		(8,569.98)	0.00

AIRPORT CAPITAL PROJECTS			
=====			
323 101-2000	CLAIM ON CASH-AIRP CAPITAL PRO	97,651.36	
TOTAL 323-AIRPORT CAPITAL PROJECTS		97,651.36	0.00

SPECIAL SERVICE FUND			
=====			
330 101-2000	CLAIM ON CASH-SPECIAL SERVICE	385,361.99	
TOTAL 330-SPECIAL SERVICE FUND		385,361.99	0.00

STONEGARDEN GRANT			
=====			
336 101-2000	CLAIM ON CASH-STONEGARDEN GNT	(312,833.66)	
TOTAL 336-STONEGARDEN 2010SSTO-0008		(312,833.66)	0.00

JAG-LESS LETHAL FORCE			
=====			
337 101-2000	CLAIM ON CASH-JAG LESS LETHAL	0.00	
TOTAL 337-JAG-LESS LETHAL FORCE		0.00	0.00

CLICK IT OR TICKET			
=====			
338 101-2000	CLAIM ON CASH-GCRPC 9-1-1	72,850.01	
TOTAL 338-GCRPC - 9-1-1 ALLOCATION		72,850.01	0.00

BYRNE JAG PROGRAM			
=====			
339 101-2000	CLAIM ON CASH-BYRNE JAG PROG	0.00	
TOTAL 339- BYRNE JAG PROGRAM		0.00	0.00

CASH & INVESTMENTS BY FUND

AS OF: FEBRUARY 29TH, 2020 FEBRUARY 29TH, 2020

FUND ACCT. NO.	ACCOUNT NAME	CASH	INVESTMENTS
HIGH INTENSITY DRUG TRAF			

340 101-2000	CLAIM ON CASH-HIGH INTENSITY	(30,322.52)	
TOTAL 340-HIGH INTENSITY DRUG TRAFF		(30,322.52)	0.00

GCRPC SOLID WASTE GRANT			

341 101-2000	CLAIM ON CASH-GCRPC SOLID WAST	0.00	
TOTAL 341-GCRPC SOLID WASTE GRNT		0.00	0.00

RIFLE REST BODY ARM GNT			

343 101-2000	CLAIM ON CASH-RIFLE RESIT BODY	0.00	
TOTAL 343-RIFLE RESIT BODY ARMOR GN		0.00	0.00

FIREFIGHTERS GRANT			

344 101-2000	CLAIM ON CASH-FIREFIGHTERS GNT	0.00	
TOTAL 344-FIREFIGHTERS GRANT		0.00	0.00

FERAL HOG GRANT			

345 101-2000	CLAIM ON CASH-FERAL HOG GRANT	0.00	
TOTAL 345-FERAL HOG GRANT		0.00	0.00

TXCDBG WCID1 BLOOMINGTON			

346 101-2000	CLAIM ON CASH-WCID1 BLOOMING	(30,112.50)	
TOTAL 346-TXCDBG GNT-WCID1 BLOOM.		(30,112.50)	0.00

STATE FEE ACCOUNT			

350 101-2000	CLAIM ON CASH-STATE FEE FD	154,826.42	
TOTAL 350-STATE FEE ACCOUNT		154,826.42	0.00
