



County of Victoria

205 N. Bridge St., Suite 110
Victoria, TX 77901


Paige Foster
County Treasurer

Official's Report ** County Treasurer Month of NOVEMBER 2022

I certify that the following data for the above month are true and correct:

1. That I have paid over to Victoria County a total of \$1,232,527.97
2. That I have paid over to Victoria County all monies, which rightfully and lawfully should have been paid over.
3. That I am not now in any way indebted to the State of Texas or the County of Victoria.
4. That I am entitled to my full monthly salary as previously fixed by the Court.
5. That all deputies, clerks and other County employees under my supervision are entitled to their full monthly salaries as previously set out in Court Minutes, with the following exceptions.

NONE



Signed Paige Foster

Sworn and subscribed before me, this the 5th day of December 2022

Rachel Deaton
Notary Public in and for the State of Texas

OPERATOR: ALL

DETAIL REPORT

DATES: 11/01/2022 THRU 11/30/2022

TERMINAL: ALL

RECEIPTS: 0 THRU 99999999

SUMMARY CODE: ALL

TRAN: 497.0000 THRU 497.0000

DEPARTMENT: ALL

AMOUNT: 0.00 THRU 9,999,999.99

*** Detailed tendered amount will not be reported when selection criteria can result in partial receipts.


REC#	DATE	TIME	OPER	BATCH	T#	TRAN	SYS	APPLIED	TENDERED	MT	REF	VOID	NOTE
00136299	11/02/2022	9:43	778	14578	001	497.0000	GLB	30.00CR					NSF TO CMC R MONTALVO 11/2/22
00136303	11/02/2022	11:49	778	14579	001	497.0000	GLB	46.00CR					CT VIC CHILD WELFARE 11/2/22
00136311	11/02/2022	13:46	778	14580	001	497.0000	GLB	3,167.31CR					CT PERSHIING INTEREST 11/1/22
00136320	11/02/2022	16:27	778	14579	001	497.0000	GLB	167.78CR					CT M LONGORIA2975 MISSED 10/28
00136328	11/03/2022	11:27	778	14582	001	497.0000	GLB	5,530.18CR					CT TAC INSURANCE REIMB 2020TAH
00136329	11/03/2022	11:29	778	14582	001	497.0000	GLB	30,663.00CR					CT TAC INS REIMB 2020 TAHOE SO
00136330	11/03/2022	13:23	778	14583	001	497.0000	GLB	30.00CR					CT NSF TO JP2 S KIDDER 11/3/22
00136429	11/10/2022	11:27	778	14596	001	497.0000	GLB	6.00CR					CT VIC CHILD WELFARE 11/10/22
00136440	11/10/2022	14:56	778	14596	001	497.0000	GLB	0.26CR					CT ADULT PROB REIMB DIR 8/22
00136455	11/14/2022	13:52	778	14598	001	497.0000	GLB	212.50CR					CT EMP#2480 DP QUAL EVENT12/1
00136497	11/16/2022	16:13	778	14602	001	497.0000	GLB	1078,128.64CR					CT SALES & USE TAX ALLOC 11/14
00136500	11/17/2022	8:16	778	14603	001	497.0000	GLB	3,099.67CR					CT RETIREE DENT,VIS,HLTH 11/16
00136526	11/18/2022	10:27	778	14606	001	497.0000	GLB	185.35CR					CT EMPLOYEE PREM NOV22 HLTH,LI
						497.0000							
00136527	11/18/2022	10:30	778	14606	001	497.0000	GLB	29.20CR					CT VENDING COMM CROSSRD VEND
00136551	11/18/2022	16:27	778	14608	001	497.0000	GLB	5,875.00CR					CT 10/22 GULF BEND BILLING
00136569	11/21/2022	11:58	778	14609	001	497.0000	GLB	23,654.47CR					CT MIXED BEV TAX 11/18/22
00136606	11/23/2022	10:25	778	14612	001	497.0000	GLB	64,893.39CR					CT REFUND DUP PYMT CK#11128
00136644	11/29/2022	10:26	778	14616	001	497.0000	GLB	104.44CR					V CJ USA VS NORVELL MOSS690CR301
00136650	11/29/2022	11:26	778	14616	001	497.0000	GLB	104.44CR					CT USA VS NORVELL MOSS690CR301
00136664	11/30/2022	8:37	778	14618	001	497.0000	GLB	389.96CR					CT RETIREE DEN,VIS,HLTH 11/29
00136665	11/30/2022	8:39	778	14618	001	497.0000	GLB	346.04CR					CT RETIREE DEN & HPLH 11/30/22
00136371	11/07/2022	8:17	8899	14587	002	497.0000	GLB	14,296.28CR					CT RETIREE INSUR PYMT NOV2022
00136387	11/07/2022	14:37	8899	14589	001	497.0000	GLB	1,672.50CR					CT RETIREE DEN VIS HLTH 11/7/2

MINUTES OF COUNTY FINANCES
TREASURER'S REPORT
MONTHLY- JULY 2022
Corrected

IN THE MATTER OF COUNTY FINANCES
IN THE HANDS OF SEAN KENNEDY
TREASURER OF VICTORIA COUNTY, TEXAS

COMMISSIONERS' COURT
VICTORIA COUNTY, TEXAS
IN SPECIAL SESSION
REGULAR TERM
DECEMBER 12, 2022

IN ACCORDANCE with Section 114.026, Local Government Code, we, the undersigned, constituting the entire Commissioners Court of said County, certify that on the 12TH day of December 2022, at the Special Session of a Regular Term of Court. We compared and examined the monthly report of Paige Foster, Treasurer of Victoria County, Texas, for July 2022, and finding the same correct, entered an order in the Minutes approving said Report, which states total cash and investments on hand as \$109,782,449.26



Danny Garcia, Commissioner Pct. 1

Absent

Gary Burns, Commissioner Pct. 3



Ben Zeller, County Judge




Kevin M. Janak, Commissioner Pct. 2

Absent

Clint C. Ives, Commissioner Pct. 4

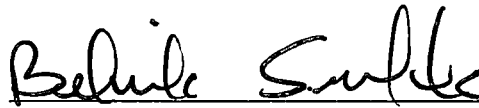
SWORN TO AND SUBSCRIBED BEFORE ME, by Ben Zeller, County Judge, and County Commissioners of said Victoria County, each respectively, on this the 12th day of December, A.D., 2022.




Attest: Heidi Easley, County Clerk
By: Belinda Sepulveda
Chief Deputy

FILED FOR RECORD THIS 12th DAY OF DECEMBER A.D. 2022, and recorded on the 12th day of December, A.D. 2022.





Heidi Easley, County Clerk and
Ex-Officio Clerk of the Commissioners
Court in and for Victoria County, Texas.

By: 
Deputy **Stefanie Tumlinson**



MONTHLY REPORT OF

PAIGE FOSTER, COUNTY TREASURER

VICTORIA COUNTY, TEXAS

FOR THE MONTH OF JULY 2022

This report, presented for the approval of the Commissioners' Court, in accordance with Vernon's Texas Codes Annotated, Local Government Code, and Section 83.002 (a) (3), and Title 10, Chapter 2256, Government Code (Public Funds Investment Act), is true and correct to the best of my knowledge and belief, according to the records of this office.

A handwritten signature in cursive script, appearing to read "Paige Foster", is written over a horizontal line.

PAIGE FOSTER
COUNTY TREASURER

VICTORIA COUNTY
INVESTMENTS ON HAND
JULY 31, 2022

FUND	INV. NO.	PURCH DATE	PAR MOUNT	DESCRIPTION	MAT DATE	CALL DATE	NET YIELD	PURCH PRICE	INDIV FND AMOUNT	TOTAL INVESTMENT	MARKET PRICE	MARKET VALUE
<u>VICTORIA COUNTY</u>												
				L.O.G.I.C. POOL			1.654%			2,287,331.21		2,287,331.21
				CERTIFICATE OF DEPOSIT			2.090%			12,366,000.00		12,366,000.00
				CASH ON HAND-COUNTY FUNDS			0.300%			36,640,414.15		36,640,414.15
				<u>TOTAL COUNTY FUNDS</u>						<u>51,293,745.36</u>		<u>51,293,745.36</u>
<u>CITIZENS MEDICAL CENTER</u>												
				L.O.G.I.C. POOL			0.000%			0.00		0.00
				CERTIFICATE OF DEPOSIT			0.000%			0.00		0.00
BANK BALANCE				CMC NURSING HOMES			0.300%			1,284,324.66		1,284,324.66
				CASH ON HAND-CITIZENS MEDICAL CENTER			0.300%			55,672,367.84		55,672,367.84
				<u>TOTAL HOSPITAL FUNDS</u>						<u>56,956,692.50</u>		<u>56,956,692.50</u>
<u>NAVIGATION DISTRICT</u>												
				CASH ON HAND 2015 CONSTRUCTION			0.000%			0.00		0.00
				CASH ON HAND 2015 INTEREST & SINKING			0.300%			184,507.88		184,507.88
				PROMOTION AND DEVELOPMENT FUND			0.300%			401,492.08		401,492.08
				CASH ON HAND-2012A/B INTEREST/SINKING			0.300%			213,274.45		213,274.45
BANK BALANCE				CASH ON HAND-NAVIGATION DISTRICT			0.300%			732,736.99		732,736.99
				<u>TOTAL NAVIGATION DIST FUNDS</u>						<u>1,532,011.40</u>		<u>1,532,011.40</u>
<u>SUMMARY TOTAL PORTFOLIO</u>												
				TOTAL COUNTY FUNDS						51,293,745.36	46.7231%	51,293,745.36
				TOTAL HOSPITAL FUNDS						56,956,692.50	51.8814%	56,956,692.50
BANK BALANCE				TOTAL NAVIGATION DISTRICT FUNDS						1,532,011.40	1.3955%	1,532,011.40
				<u>TOTAL FUNDS</u>						<u>109,782,449.26</u>	<u>100.00%</u>	<u>109,782,449.26</u>
				CASH ON HAND - ALL FUNDS						95,129,118.05	86.65%	95,129,118.05
				PLEDGED SECURITIES - ALL FUNDS						152,244,042.69		142,493,123.68
				CERTIFICATES OF DEPOSIT						12,366,000.00	11.26%	12,366,000.00
				MONEY MKT MUTUAL FUNDS						0.00	0.00%	0.00
				L.O.G.I.C. POOL						2,287,331.21	2.08%	2,287,331.21
				GOVERNMENT SECURITIES						0.00	0.00%	0.00
				<u>TOTAL INVESTMENTS</u>						<u>14,653,331.21</u>	<u>13.35%</u>	<u>14,653,331.21</u>
<u>TOTAL PORTFOLIO INCLUDING CASH</u>										<u>109,782,449.26</u>	<u>100.00%</u>	<u>109,782,449.26</u>

CASH & INVESTMENTS BY FUND

AS OF: JULY 31ST, 2022

FUND	ACCT. NO.	ACCOUNT NAME	CASH	INVESTMENTS
POOLED CASH - APCA				
=====				
001	101-2000	POOLED CASH	34,118,387.62	
001	101-2005	POOLED CASH-PAYROLL	0.00	
TOTAL 001-POOLED CASH - APCA			34,118,387.62	0.00
GENERAL FUND				
=====				
100	101-2000	CLAIM ON CASH-GENERAL FUND	11,581,772.75	
100	101-3000	VC CREDIT CARD CLEARING ACCT	110,220.21	
100	151-1003	CERTIFICATE OF DEPOSIT		13,101,000.00
100	151-1005	LOCAL GOVT. INVEST. COOP.		2,287,331.21
TOTAL 100-GENERAL FUND			11,691,992.96	15,388,331.21
EMERGENCY MGMT				
=====				
108	101-2000	CLAIM ON CASH-EMER MGMT	(336,106.81)	
TOTAL 108-EMERGENCY MGMT			(336,106.81)	0.00
LEPC FUND				
=====				
109	101-2000	CLAIM ON CASH-LEPC	15,268.56	
TOTAL 109-LEPC FUND			15,268.56	0.00
J. P. SPECIAL FUND				
=====				
110	101-2000	CLAIM ON CASH-J.P. SPECIAL FD	2.00	
TOTAL 110-J.P. SPECIAL FUND			2.00	0.00
COURT-INITIATED GUARDIANS				
=====				
117	101-2000	CLAIM ON CASH-COURT INITIATED	5,106.65	
TOTAL 117-COURT-INITIATED GUARDIANS			5,106.65	0.00

CASH & INVESTMENTS BY FUND

AS OF: JULY 31ST, 2022 JULY 31ST, 2022

FUND ACCT. NO.	ACCOUNT NAME	CASH	INVESTMENTS
COUNTY JURY FUND			
=====			
118 101-2000	CLAIM ON CASH-COUNTY JURY FUND	1,080.26	
		-----	-----
	TOTAL 118-COUNTY JURY FUND	1,080.26	0.00
		-----	-----
CO CLERK ARCHIVE FEE FD			
=====			
119 101-2000	CLAIM ON CASH-CO CLK ARCHIVE	422,119.83	
		-----	-----
	TOTAL 119-CO CLERK ARCHIVE FEE FD	422,119.83	0.00
		-----	-----
RECORDS MANAGEMENT FUND			
=====			
120 101-2000	CLAIM ON CASH-RECORD MGMT	189,085.20	
		-----	-----
	TOTAL 120-RECORDS MANAGEMENT FUND	189,085.20	0.00
		-----	-----
COURTHOUSE SECURITY FUND			
=====			
121 101-2000	CLAIM ON CASH-CRTHSE SECURITY	129,145.09	
		-----	-----
	TOTAL 121-COURTHOUSE SECURITY FUND	129,145.09	0.00
		-----	-----
JUSTICE CT BLDG SECURITY			
=====			
122 101-2000	CLAIM ON CASH-JP CRT BLD SECUR	26,655.75	
		-----	-----
	TOTAL 122-JUSTICE CT BLDG SECURITY	26,655.75	0.00
		-----	-----
DIST. CLERK RECORDS MGMT			
=====			
123 101-2000	CLAIM ON CASH-DIST CLK REC MGT	19,548.95	
		-----	-----
	TOTAL 123-DIST. CLERK RECORD MGMT	19,548.95	0.00
		-----	-----
CO CLERK OF THE COURT			
=====			
124 101-2000	CLAIM ON CASH-CO CLRK OF COUR	50,739.21	
		-----	-----
	TOTAL 124-CO CLERK OF THE COURT	50,739.21	0.00
		-----	-----

CASH & INVESTMENTS BY FUND

AS OF: JULY 31ST, 2022 JULY 31ST, 2022

FUND	ACCT. NO.	ACCOUNT NAME	CASH	INVESTMENTS
DIST CLERK OF THE COURT				
=====				
125	101-2000	CLAIM ON CASH-DIST CLRK OF CRT	30,981.99	
			-----	-----
		TOTAL 125-DIST CLERK OF THE COURT	30,981.99	0.00
			-----	-----
COURT REPORTER SERVICE				
=====				
126	101-2000	CLAIM ON CASH-CRT REPORTER SRV	19,615.56	
			-----	-----
		TOTAL 126-COURT REPORTER SERVICE	19,615.56	0.00
			-----	-----
COURT FACILITY FEE FUND				
=====				
127	101-2000	CLAIM ON CASH-CRT FACILITY FEE	15,408.26	
			-----	-----
		TOTAL 127-COURT FACILITY FEE FUND	15,408.26	0.00
			-----	-----
CDBG-DR LOCAL BUYOUT				
=====				
128	101-2000	CLAIM ON CASH-CDBG-DR LOCAL BU	0.00	
			-----	-----
		TOTAL 128-CDBG-DR LOCAL BUYOUT	0.00	0.00
			-----	-----
LANGUAGE ACCESS FUND				
=====				
129	101-2000	CLAIM ON CASH-LANGUAGE ACCESS	5,911.20	
			-----	-----
		TOTAL 129-LANGUAGE ACCESS FUND	5,911.20	0.00
			-----	-----
PATRIOT PARK DONATION FD				
=====				
140	101-2000	CLAIM ON CASH-PATRIOT PRK DON	3,001.56	
			-----	-----
		TOTAL 140-PATRIOT PARK DONATION FD	3,001.56	0.00
			-----	-----
SHERIFF'S SPECIAL FUND				
=====				
150	101-2000	CLAIM ON CASH-SHERIFFS SPECIAL	36,195.00	
150	101-3000	PROPERTY TAX SALE ACCOUNT	67,795.25	
			-----	-----
		TOTAL 150-SHERIFF'S SPECIAL FUND	103,990.25	0.00
			-----	-----

CASH & INVESTMENTS BY FUND

AS OF: JULY 31ST, 2022 JULY 31ST, 2022

FUND	ACCT. NO.	ACCOUNT NAME	CASH	INVESTMENTS
CONSTABLE'S SPECIAL FUND				
=====				
155	101-2000	CLAIM ON CASH-CONSTABLES SPEC	0.00	
TOTAL 155-CONSTABLE'S SPECIAL FUND			0.00	0.00
CLERK'S SPECIAL FUND				
=====				
160	101-2000	CLAIM ON CASH-CLERKS SPECIAL	0.00	
TOTAL 160-CLERK'S SPECIAL FUND			0.00	0.00
AMERICAN RESCUE PLAN				
=====				
190	101-2000	CLAIM ON CASH-AMERICAN RESCUE	13,068,103.91	
TOTAL 190-AMERICAN RESCUE PLAN			13,068,103.91	0.00
DR-4586 2021 WINTER WEATH				
=====				
191	101-2000	CLAIM ON CASH-DR-4586 2021 WIN	0.00	
TOTAL 191-DR-4586 2021 WINTER WEATH			0.00	0.00
COVID19				
=====				
192	101-2000	CLAIM ON CASH-COVID19	541,027.64	
TOTAL 192-COVID19			541,027.64	0.00
GULF/MEXICO ENERGY SEC				
=====				
195	101-2000	CLAIM ON CASH-GULF MEXICO ENGY	825,065.55	
TOTAL 195-GULF/MEXICO ENERGY SEC.			825,065.55	0.00
HMGP DR-4332-0149 SO&JAIL				
=====				
196	101-2000	CLAIM ON CASH-HMGP DR-4332-014	0.00	
TOTAL 196-HMGP DR-4332-0149 SO&JAIL			0.00	0.00

CASH & INVESTMENTS BY FUND

AS OF: JULY 31ST, 2022 JULY 31ST, 2022

FUND	ACCT. NO.	ACCOUNT NAME	CASH	INVESTMENTS
FEMA HAZARD MIT FUND				
=====				
197	101-2000	CLAIM ON CASH-FEMA HAZARD MIT	0.00	
TOTAL 197- FEMA HAZARD MIT. FD			0.00	0.00
HURRICANE HARVEY DR#4332				
=====				
198	101-2000	CLAIM ON CASH-HURRICANE HARVEY	(9,000.00)	
198	101-3000	CLAIM ON CASH/GRANT FUND	0.00	
TOTAL 198-HURRICANE HARVEY DR#4332			(9,000.00)	0.00
TXDOT MCCOY RD RECONST				
=====				
199	101-2000	CLAIM ON CASH-TXDOT MCCOY RD	45,922.69	
TOTAL 199-TXDOT MCCOY RD RECONST			45,922.69	0.00
ROAD AND BRIDGE FUND/PCT				
=====				
201	101-2000	CLAIM ON CASH-R&B PCT #1	918,726.82	
TOTAL 201-ROAD & BRIDGE FUND PCT 1			918,726.82	0.00
ROAD AND BRIDGE FUND/PCT				
=====				
202	101-2000	CLAIM ON CASH-R&B PCT #2	1,503,336.57	
TOTAL 202-ROAD & BRIDGE FUND PCT 2			1,503,336.57	0.00
ROAD AND BRIDGE FUND/PCT				
=====				
203	101-2000	CLAIM ON CASH-R&B PCT #3	1,326,787.36	
TOTAL 203-ROAD & BRIDGE FUND PCT 3			1,326,787.36	0.00
ROAD AND BRIDGE FUND/PCT				
=====				
204	101-2000	CLAIM ON CASH-R&B PCT #4	1,033,987.08	
TOTAL 204-ROAD & BRIDGE FUND PCT 4			1,033,987.08	0.00

CASH & INVESTMENTS BY FUND

AS OF: JULY 31ST, 2022 JULY 31ST, 2022

FUND ACCT. NO.	ACCOUNT NAME	CASH	INVESTMENTS
CTIF GRANT FUND			
=====			
210 101-2000	CLAIM ON CASH-CTIF	0.00	
TOTAL 210-CTIF GRANT FUND		0.00	0.00
CAPITAL CREDITS FUND			
=====			
215 101-2000	CLAIM ON CASH-CAPITAL CREDITS	20,241.59	
TOTAL 215-CAPITAL CREDITS FUND		20,241.59	0.00
JUVENILE RESTITUTION			
=====			
221 101-2000	CLAIM ON CASH-JUVEN.RESTITUT.	18.98	
TOTAL 221-JUVENILE RESTITUTION		18.98	0.00
JUVENILE PROBATION FUND			
=====			
231 101-2000	CLAIM ON CASH-JUVEN PROBAT.	(164,989.26)	
TOTAL 231-JUVENILE PROBATION PD		(164,989.26)	0.00
DRUG COURTS PROGRAMS			
=====			
240 101-2000	CLAIM ON CASH-DRUG CRT PROG	249.32	
TOTAL 240-DRUG COURTS PROGRAM		249.32	0.00
24TH JUDICIAL DIST PROB			
=====			
241 101-2000	CLAIM ON CASH-24 JUD DIST PROB	(142.48)	
TOTAL 241-24TH JUDICIAL DIST. PROB		(142.48)	0.00
COUNTY SPECIALTY COURT			
=====			
245 101-2000	CLAIM ON CASH-CNTY SPECIALTY	12,188.38	
TOTAL 245-COUNTY SPECIALTY COURT		12,188.38	0.00

CASH & INVESTMENTS BY FUND

AS OF: JULY 31ST, 2022 JULY 31ST, 2022

FUND ACCT. NO.	ACCOUNT NAME	CASH	INVESTMENTS
LOCAL TRUANCY PREVENTION			
=====			
280 101-2000	CLAIM ON CASH-LOCAL TRUANCY	25,391.49	
TOTAL 280-LOCAL TRUANCY PREVENTIONS		25,391.49	0.00

JUSTICE TECHNOLOGY FUND			
=====			
281 101-2000	CLAIM ON CASH-JUSTICE TECH.	7,226.61	
TOTAL 281-JUSTICE TECHNOLOGY FD.		7,226.61	0.00

FAMILY PROTECTION FEE FD			
=====			
282 101-2000	CLAIM ON CASH-FAM PROTECT FEE	1,515.33	
TOTAL 282-FAMILY PROTECTION FEE FD		1,515.33	0.00

CO/DIST TECHNOLOGY FD			
=====			
283 101-2000	CLAIM ON CASH-CO/DIST TECHNOL	23,057.58	
TOTAL 283-CO/DIST TECHNOLOGY FD		23,057.58	0.00

CHILD ABUSE PREVENTION			
=====			
286 101-2000	CLAIM ON CASH-CHILD ABUSE PRV	149.33	
TOTAL 286-CHILD ABUSE PREVENTION		149.33	0.00

CDA PROCESSING FEE FUND			
=====			
300 101-2000	CLAIM ON CASH-CDA PROCESS FEE	5,132.59	
TOTAL 300-CDA PROCESSING FEE FUND		5,132.59	0.00

BOND FORFEITURE COMM			
=====			
301 101-2000	CLAIM ON CASH-BOND FORFEITURE	35,309.49	
TOTAL 301-BOND FORFEITURE COMM		35,309.49	0.00

CASH & INVESTMENTS BY FUND

AS OF: JULY 31ST, 2022 JULY 31ST, 2022

FUND ACCT. NO.	ACCOUNT NAME	CASH	INVESTMENTS
CDA STATE JUDICIARY FUND			
=====			
302 101-2000	CLAIM ON CASH-CDA STATE JUD.	3,883.59	
TOTAL 302-CDA STATE JUDICIARY FUND		3,883.59	0.00
PRETRIAL INTERVENTION			
=====			
303 101-2000	CLAIM ON CASH-PRETRIAL INTERV	61,059.69	
TOTAL 303-PRETRIAL INTERVENTION		61,059.69	0.00
VICTORIA CNTY CARE COURT			
=====			
304 101-2000	CLAIM ON CASH-CARE COURT	2,026.91	
TOTAL 304-VICTORIA CNTY CARE COURT		2,026.91	0.00
CDA VICTIMS ASSISTANCE GR			
=====			
305 101-2000	CLAIM ON CASH-CDA VICTIMS ASST	(23,612.81)	
TOTAL 305-CDA VICTIMS ASSIST GRANT		(23,612.81)	0.00
VICTIM COORD/LIASON GNT			
=====			
306 101-2000	CLAIM ON CASH-SO VICT COORD	(16,374.75)	
TOTAL 306-VICTIM COORD/LIASON GNT		(16,374.75)	0.00
SCAAP PROGRAM			
=====			
307 101-2000	CLAIM ON CASH-SCAAP PROGRAM	2,815.00	
TOTAL 307-SCAAP PROGRAM		2,815.00	0.00
TEXAS VINE GRANT			
=====			
308 101-2000	CLAIM ON CASH-TX VINE GRANT	(9,296.14)	
TOTAL 308-TEXAS VINE GRANT		(9,296.14)	0.00

CASH & INVESTMENTS BY FUND

AS OF: JULY 31ST, 2022 JULY 31ST, 2022

FUND ACCT. NO.	ACCOUNT NAME	CASH	INVESTMENTS
4/H ACTIVITY CENTER			
=====			
310 101-2000	CLAIM ON CASH-4/H ACTIVITY CNT	5,928.26	
		-----	-----
TOTAL 310-4/H ACTIVITY CENTER		5,928.26	0.00
		-----	-----
AIRPORT FUND			
=====			
321 101-2000	CLAIM ON CASH-AIRPORT FUND	210,664.64	
321 101-3000	CASH IN BANK/AIRPORT DRAFTING	738,588.97	
321 151-1000	TREASURY BILLS		0.00
321 151-1001	TEXPOOL INVESTMENTS		0.00
321 151-1005	LOCAL GOVT. INVEST COOP		0.00
		-----	-----
TOTAL 321-AIRPORT FUND		949,253.61	0.00
		-----	-----
AIRPORT GRANT FUND			
=====			
322 101-2000	CLAIM ON CASH-AIRPORT GRANT	0.00	
		-----	-----
TOTAL 322-AIRPORT GRANT FUND		0.00	0.00
		-----	-----
AIRPORT CAPITAL PROJECTS			
=====			
323 101-2000	CLAIM ON CASH-AIRP CAPITAL PRO	267,412.21	
		-----	-----
TOTAL 323-AIRPORT CAPITAL PROJECTS		267,412.21	0.00
		-----	-----
SPECIAL SERVICE FUND			
=====			
330 101-2000	CLAIM ON CASH-SPECIAL SERVICE	966,464.41	
		-----	-----
TOTAL 330-SPECIAL SERVICE FUND		966,464.41	0.00
		-----	-----
JAG-REG TASK FORCE APPREH			
=====			
331 101-2000	CLAIM ON CASH-JAG REG TASK FOR	0.00	
		-----	-----
TOTAL 331-JAG-REG TASK FORCE APPREH		0.00	0.00
		-----	-----

CASH & INVESTMENTS BY FUND

AS OF: JULY 31ST, 2022 JULY 31ST, 2022

FUND ACCT. NO.	ACCOUNT NAME	CASH	INVESTMENTS
OOG FY 2020 CESF			
=====			
332 101-2000	CLAIM ON CASH-OOG FY2020 CESF	0.00	
TOTAL 332-OOG FY 2020 CESF		0.00	0.00
BJA FY 2020 CESF			
=====			
333 101-2000	CLAIM ON CASH-BJA FY 2020 CESF	0.00	
TOTAL 333-BJA FY 2020 CESF		0.00	0.00
SWB RURAL LAW ENFORCEMENT			
=====			
334 101-2000	CLAIM ON CASH-SWB RURAL LAW EN	0.00	
TOTAL 334-SWB RURAL LAW ENFORCEMENT		0.00	0.00
OPERATION LONE STAR GRANT			
=====			
335 101-2000	CLAIM ON CASH-OPERATION LONE S	(2,756.79)	
TOTAL 335-OPERATION LONE STAR GRANT		(2,756.79)	0.00
STONEGARDEN GRANT			
=====			
336 101-2000	CLAIM ON CASH-STONEGARDEN GNT	(164,439.76)	
TOTAL 336-STONEGARDEN 2010SSTO-0008		(164,439.76)	0.00
JAG-LESS LETHAL FORCE			
=====			
337 101-2000	CLAIM ON CASH-JAG LESS LETHAL	0.00	
TOTAL 337-JAG-LESS LETHAL FORCE		0.00	0.00
CLICK IT OR TICKET			
=====			
338 101-2000	CLAIM ON CASH-GCRPC 9-1-1	17,375.27	
TOTAL 338-GCRPC - 9-1-1 ALLOCATION		17,375.27	0.00

CASH & INVESTMENTS BY FUND

AS OF: JULY 31ST, 2022 JULY 31ST, 2022

FUND ACCT. NO.	ACCOUNT NAME	CASH	INVESTMENTS
BYRNE JAG PROGRAM			
=====			
339 101-2000	CLAIM ON CASH-BYRNE JAG PROG	0.00	
		-----	-----
TOTAL 339-BYRNE JAG PROGRAM		0.00	0.00
		-----	-----
HIGH INTENSITY DRUG TRAF			
=====			
340 101-2000	CLAIM ON CASH-HIGH INTENSITY	(25,211.07)	
		-----	-----
TOTAL 340-HIGH INTENSITY DRUG TRAFF		(25,211.07)	0.00
		-----	-----
GCRPC SOLID WASTE GRANT			
=====			
341 101-2000	CLAIM ON CASH-GCRPC SOLID WAST	0.00	
		-----	-----
TOTAL 341-GCRPC SOLID WASTE GRNT		0.00	0.00
		-----	-----
BODY WORN CAMERA PROG			
=====			
342 101-2000	CLAIM ON CASH-BODY WORN CAMERA	10,102.82	
		-----	-----
TOTAL 342-BODY WORN CAMERA PROG		10,102.82	0.00
		-----	-----
RIFLE REST BODY ARM GNT			
=====			
343 101-2000	CLAIM ON CASH-RIFLE RESIT BODY	0.00	
		-----	-----
TOTAL 343-RIFLE RESIT BODY ARMOR GN		0.00	0.00
		-----	-----
FIREFIGHTERS GRANT			
=====			
344 101-2000	CLAIM ON CASH-FIREFIGHTERS GNT	28.06	
		-----	-----
TOTAL 344-FIREFIGHTERS GRANT		28.06	0.00
		-----	-----
FERAL HOG GRANT			
=====			
345 101-2000	CLAIM ON CASH-FERAL HOG GRANT	(3,565.00)	
		-----	-----
TOTAL 345-FERAL HOG GRANT		(3,565.00)	0.00
		-----	-----

CASH & INVESTMENTS BY FUND

AS OF: JULY 31ST, 2022 JULY 31ST, 2022

FUND	ACCT. NO.	ACCOUNT NAME	CASH	INVESTMENTS
TXCDBG WCID1 BLOOMINGTON				
=====				
346	101-2000	CLAIM ON CASH-WCID1 BLOOMING	0.00	
			-----	-----
TOTAL 346-TXCDBG GNT-WCID1 BLOOM.			0.00	0.00
			-----	-----
TXCDBG WCID2 PLACEDO				
=====				
347	101-2000	CLAIM ON CASH-WCID2 PLACEDO	18,413.86	
			-----	-----
TOTAL 347-TXCDBG GNT- WCID2 PLACEDO			18,413.86	0.00
			-----	-----
CDBG HURRICANE HARVEY DR				
=====				
348	101-2000	CLAIM ON CASH-CDBG HUR HARVEY	0.00	
			-----	-----
TOTAL 348-CDBG HURRICANE HARVEY DR			0.00	0.00
			-----	-----
STATE FEE ACCOUNT				
=====				
350	101-2000	CLAIM ON CASH-STATE FEE FD	48,833.27	
			-----	-----
TOTAL 350-STATE FEE ACCOUNT			48,833.27	0.00
			-----	-----
PESC MENTAL HEALTH DEPUTY				
=====				
355	101-2000	CLAIM ON CASH-PESC MENTAL HLTH	(242.92)	
			-----	-----
TOTAL 355-PESC MENTAL HEALTH DEPUTY			(242.92)	0.00
			-----	-----
MENTAL HLTH PEACE OFF FD				
=====				
356	101-2000	CLAIM ON CASH-MENTAL SO/GB	(27,022.87)	
			-----	-----
TOTAL 356-MENTAL HEALTH PEACE OFF			(27,022.87)	0.00
			-----	-----
BISD SCHOOL RESOURCE OFF				
=====				
358	101-2000	CLAIM ON CASH-BISD SCHL RESOUR	(12,107.88)	
			-----	-----
TOTAL 358-BISD SCHOOL RESOURCE OFF			(12,107.88)	0.00
			-----	-----

CASH & INVESTMENTS BY FUND

AS OF: JULY 31ST, 2022 JULY 31ST, 2022

FUND	ACCT. NO.	ACCOUNT NAME	CASH	INVESTMENTS
SHERIFF'S FORFEITURE FD				
=====				
360	101-2000	CLAIM ON CASH-SHERIFF FORFEIT	658,484.01	
360	151-1001	TEXPOOL INVESTMENTS		0.00
360	151-1005	LOCAL GOVT. INVEST. COOP.		0.00
TOTAL 360-SHERIFF'S FORFEITURE FUND			658,484.01	0.00
SHERIFF'S DONATION FUND				
=====				
361	101-2000	CLAIM ON CASH-SHERIFF DONATION	0.00	
TOTAL 361-SHERIFF'S DONATION FUND			0.00	0.00
SHER DOJ FEDERAL FORFEIT				
=====				
362	101-2000	CLAIM ON CASH-SO DOJ FED FORFE	99,077.94	
TOTAL 362-SHERIFF DOJ FED. FORFEIT.			99,077.94	0.00
CDA CONTRABAND FORFEITURE				
=====				
370	101-2000	CLAIM ON CASH-CDA CONTRA FORF	894,102.80	
370	151-1005	LOCAL GOVT. INVEST. COOP.		0.00
TOTAL 370-CDA CONTRABAND FORFEITURE			894,102.80	0.00
CDA DOJ EQUITABLE SHARE				
=====				
371	101-2000	CLAIM ON CASH-CDA DOJ EQUIT	1,107.31	
TOTAL 371-CDA DOJ EQUITABLE SHARE			1,107.31	0.00
SHERIFF DOT FEDERAL FORF				
=====				
372	101-2000	CLAIM ON CASH-SO DOT FED FORF.	260,486.24	
TOTAL 372-SHERIFF DOT FEDERAL FORF			260,486.24	0.00
SHERIFF COMMISSARY FUND				
=====				
380	101-2000	CLAIM ON CASH-SHER. COMMISSARY	628,291.59	
TOTAL 380-SHERIFF COMMISSARY FUND			628,291.59	0.00

CASH & INVESTMENTS BY FUND

AS OF: JULY 31ST, 2022 JULY '31ST, 2022

FUND	ACCT. NO.	ACCOUNT NAME	CASH	INVESTMENTS
JUVENILE COMMISSARY FUND				
=====				
390	101-2000	CLAIM ON CASH-JUV COMMISSARY	7,902.68	
			-----	-----
		TOTAL 390-JUVENILE COMMISSARY FUND	7,902.68	0.00
			-----	-----
NATIONAL SCHOOL LUNCH PRG				
=====				
392	101-2000	CLAIM ON CASH-NSLP	(16,304.06)	
			-----	-----
		TOTAL 392-NATIONAL SCHOOL LUNCH PRG	(16,304.06)	0.00
			-----	-----
VISD SRO REIMBURSEMENT				
=====				
395	101-2000	CLAIM ON CASH-VISD SRO REIMB	(112,195.62)	
			-----	-----
		TOTAL 395-VISD SRO REIMBURSEMENT	(112,195.62)	0.00
			-----	-----
HEALTH INSURANCE FUND				
=====				
410	101-2000	CLAIM ON CASH-HEALTH INSUR	(1,372,776.47)	
410	101-3000	CASH IN BANK/BOON CHAPMAN	336.56	
			-----	-----
		TOTAL 410-HEALTH INSURANCE FUND	(1,372,439.91)	0.00
			-----	-----
EMPLOYEE BENEFIT FUND				
=====				
420	101-2000	CLAIM ON CASH-EMPLOYEE BENEF	3,641.24	
			-----	-----
		TOTAL 420-EMPLOYEE BENEFIT FUND	3,641.24	0.00
			-----	-----
ELECTIONS ADM SPECIAL				
=====				
450	101-2000	CLAIM ON CASH-ELECT ADM SPEC	48,194.72	
			-----	-----
		TOTAL 450-ELECTIONS ADM SPECIAL	48,194.72	0.00
			-----	-----
HAVA ELCTN SECURITY GRANT				
=====				
454	101-2000	CLAIM ON CASH-HAVA ELECTN SECU	10,159.95	
			-----	-----
		TOTAL 454-HAVA ELECTN SECURITY GRNT	10,159.95	0.00
			-----	-----

CASH & INVESTMENTS BY FUND

AS OF: JULY 31ST, 2022 JULY 31ST, 2022

FUND ACCT. NO.	ACCOUNT NAME	CASH	INVESTMENTS
HELP AMERICA VOTE GRANT			
=====			
455 101-2000	CLAIM ON CASH-HELP AMER VOTE	0.00	
TOTAL 455-HELP AMERICA VOTE GRANT		0.00	0.00
CTCL GRANT			
=====			
456 101-2000	CLAIM ON CASH-CTCL GRANT	0.00	
TOTAL 456-CTCL GRANT		0.00	0.00
ELECTIONS CHAPTER 19			
=====			
457 101-2000	CLAIM ON CASH-ELECT CHAPT 19	(1,434.39)	
TOTAL 457-ELECTIONS CHAPTER 19 FD		(1,434.39)	0.00
TAX ASSESSOR SPECIAL			
=====			
499 101-3000	SPECIAL INVENTORY ACCT.	671,555.51	
TOTAL 499-TAX ASSESSOR SPECIAL		671,555.51	0.00
HISTORICAL COMMISSION			
=====			
500 101-2000	CLAIM ON CASH-HISTORICAL COMM	18,595.04	
TOTAL 500-HISTORICAL COMMISSION		18,595.04	0.00
TX HIST COMM CLG GRANT			
=====			
505 101-2000	CLAIM ON CASH-TX HIST COMM CL	0.00	
TOTAL 505-TX HIST COMM CLG GRANT		0.00	0.00
CHILD WELFARE BOARD			
=====			
515 101-2000	CLAIM ON CASH-CHILD WELFARE BD	18,079.79	
TOTAL 515-CHILD WELFARE BOARD		18,079.79	0.00

CASH & INVESTMENTS BY FUND

AS OF: JULY 31ST, 2022 JULY 31ST, 2022

FUND ACCT. NO.	ACCOUNT NAME	CASH	INVESTMENTS
REBUILD TEXAS FUND			
=====			
550 101-2000	CLAIM ON CASH-REBUILD TX FUND	0.00	
TOTAL 550-REBUILD TEXAS FUND		0.00	0.00
DEBT SERVICE			
=====			
700 101-2000	CLAIM ON CASH-DEBT SERVICE	1,061,466.42	
TOTAL 700-DEBT SERVICE		1,061,466.42	0.00
LAW LIBRARY FUND			
=====			
720 101-2000	CLAIM ON CASH-LAW LIBRARY FD	28,152.45	
TOTAL 720-LAW LIBRARY FUND		28,152.45	0.00
CONSTRUCTION RETAINAGE			
=====			
771 101-2000	CLAIM ON CASH-CONSTRN RETAIN	142,689.25	
TOTAL 771-CONSTRUCTION RETAINAGE		142,689.25	0.00
VICTORIA HEALTH DEPT			
=====			
800 101-2000	CLAIM ON CASH-HEALTH DEPT	(988,746.06)	
800 101-3000	CASH IN BANK/HLTH 340B DRAFT.	710,654.15	
TOTAL 800-VICTORIA HEALTH DEPT.		(278,091.91)	0.00
TX A&M UNIV HLTH SCIENCE			
=====			
801 101-2000	CLAIM ON CASH-TX A&M HLTH SCI	0.00	
TOTAL 801-TX A&M UNIV HLTH SCIENCE		0.00	0.00
MEDICAID ADM CLAIM FD			
=====			
802 101-2000	CLAIM ON CASH-MEDICAID ADM CLM	59,643.21	
TOTAL 802-MEDICAID ADM CLAIMS FD		59,643.21	0.00

CASH & INVESTMENTS BY FUND

AS OF: JULY 31ST, 2022 JULY 31ST, 2022

FUND ACCT. NO.	ACCOUNT NAME	CASH	INVESTMENTS
TEXAS HOME VISITING GNT			
=====			
803 101-2000	CLAIM ON CASH-TX HOME VISITING	(97,372.10)	
TOTAL 803-TEXAS HOME VISITING GRANT		(97,372.10)	0.00

HOGG FOUNDATION GRANT			
=====			
804 101-2000	CLAIM ON CASH-HOGG FOUNDAT.	147,538.33	
TOTAL 804-HOGG FOUNDATION GNT		147,538.33	0.00

HURRICANE PUBLIC HLTH GNT			
=====			
805 101-2000	CLAIM ON CASH-HURRICANE PUBLIC	(14,243.37)	
TOTAL 805-HURRICANE PUBLIC HLTH GNT		(14,243.37)	0.00

AMERICARES			
=====			
806 101-2000	CLAIM ON CASH-AMERICARES	0.00	
TOTAL 806-AMERICARES		0.00	0.00

VICTORIA WIC PROGRAM			
=====			
810 101-2000	CLAIM ON CASH-WIC PROGRAM	(91,410.33)	
TOTAL 810-VICTORIA WIC PROGRAM		(91,410.33)	0.00

FLEXIBLE BENEFITS PLAN			
=====			
870 101-2000	CASH-FLEX BEN-DENTAL, LIFE, VSN	24,193.01	
870 101-3000	CASH IN BANK/PROSPERITY BANK	97,427.79	
TOTAL 870-FLEXIBLE BENEFITS PLAN		121,620.80	0.00

LEOSE FUND			
=====			
880 101-2000	CLAIM ON CASH-LEOSE FUND	61,296.55	
TOTAL 880-LEOSE FUND		61,296.55	0.00

CASH & INVESTMENTS BY FUND

AS OF: JULY 31ST, 2022 JULY 31ST, 2022

FUND	ACCT. NO.	ACCOUNT NAME	CASH	INVESTMENTS
------	-----------	--------------	------	-------------

TOTAL CASH AND INVESTMENTS			70,758,801.77	15,388,331.21
			=====	=====

*** END OF REPORT ***

Pooled Cash		(34,118,387.62)	15,388,331.21
		<u>36,640,414.15</u>	<u>15,388,331.21</u>

FUND ACCT. NO.	ACCOUNT NAME	CASH	INVESTMENTS
VICTORIA COUNTY HOSPITAL			
820 101-1000	HOSPITAL FUND	45,777,801.83	
820 101-2004	CMC 125 PLAN	195,274.75	
820 101-2010	CMC BONDS 2019	97.94	
820 101-3000	CMC ACCTS PAYABLE	(143,578.19)	
820 101-4000	CMC PAYROLL	20,058.60	
820 101-4100	CMC MEDICAL PROFESS #214125768	100.00	
820 101-4105	CMC MEDICAL PROFESS #217301213	2,949,577.96	
820 101-4200	CMC WEIGHT MANAGEMENT CNTR	579,492.01	
820 101-4300	CMC HOME HEALTH AGENCY	6,293,542.94	
820 101-5001	ARBORETUM NURSE /REHAB/WINNIE	0.00	
820 101-5002	MATAGORDA NURSING & REHAB	80,442.48 ✓	
820 101-5003	TWIN PINES NURSING & REHAB	184,596.46 ✓	
820 101-5004	SHADY OAKS NURSING & REHAB	32,173.48 ✓	
820 101-5005	AMISTAD NURSING & REHAB	0.00	
820 101-5006	GANADO NURSING & REHAB	74,985.17	
820 101-5007	CUERO NURSING & REHAB	0.00	
820 101-5008	STEVENS NURSE & REHAB/HALLETTS	5,324.00	
820 101-5009	PORT LAVACA NURSING & REHAB	0.00	
820 101-5010	SOUTHBROOKE NURSING & REHAB	0.00	
820 101-5011	WHARTON NURSING & REHAB	9,282.32	
820 101-5012	YOAKUM NURSING & REHAB	0.00	
820 101-5100	CUERO NURSING & REHAB-HUD	129,012.58	
820 101-5105	STEVENS NURSE & REHAB-HUD	211,609.35	
820 101-5110	PORT LAVACA NURSE & REHAB-HUD	220,919.38	
820 101-5115	SOUTHBROOKE NURSE&REHAB-HUD	119,847.36	
820 101-5120	WHARTON NURSING& REHAB-HUD	175,176.18	
820 101-5125	YOAKUM NURSING & REHAB-HUD	0.00	
820 101-5130	MATAGORDA NURSING & REHAB-HUD	27,822.50	
820 101-5135	TWIN PINES NURSING & REHAB-HUD	10,796.89	
820 101-5140	GANADO NURSING & REHAB-HUD	2,336.51	
820 151-1004	CERTIFICATES OF DEPOSIT		0.00
820 151-1005	LOCAL GOVT. INVEST. COOP.		0.00
TOTAL 820-VICTORIA COUNTY HOSPITAL		56,956,692.50	0.00
TOTAL CASH AND INVESTMENTS		56,956,692.50	0.00

45,777,801.830 +
 195,274.75 +
 97.94 +
 143,578.19 -
 20,058.60 +
 100.00 +
 2,949,577.96 +
 579,492.01 +
 6,293,542.94 +
 55,672,367.84 *

0.000 +
 80,442.480 +
 184,596.46 +
 32,173.48 +
 0.00 +
 74,985.17 +
 0.00 +
 5,324.00 +
 0.00 +
 9,282.32 +
 0.00 +
 129,012.58 +
 211,609.35 +
 220,919.38 +
 119,847.36 +
 175,176.18 +
 0.00 +
 27,822.50 +
 10,796.89 +
 2,336.51 +
 1,284,324.66 *

56,956,692.506*
 0.00 *

*** END OF REPORT ***

ISSUER	CUSIP	BROKER	PERIOD ENDING 7/31/2022			SETTLE	MATURE	MKT PRICE	MARKET VALUE
			TERM	% EARN	BOOK VALUE				
BALBOA THRIFT & LOAN ASSN CHULA VISTA CA	05765LAX5	MBS	36	2.00%		7/19/2019	7/18/2022	\$ -	
HANMI BANK LOS ANGELES CA	410493ELO	MBS	36	2.00%		7/19/2019	7/19/2022	\$ -	
FIRST NATL BANK PARAGOULD ARK	32114LBN8	MBS	36	2.00%		7/26/2019	7/26/2022	\$ -	
CIT BANK NAT ASSN PASADENA CA	12556LBB1	MBS	36	1.95%	\$ 245,000.00	8/23/2019	8/23/2022	99.978 \$ 244,946.10	
RAYMOND JAMES BANK NATL ASSN	75472RAC5	MBS	36	1.90%	\$ 245,000.00	9/6/2019	8/23/2022	99.974 \$ 244,936.30	
STERLING BANK POPLAR BLUFF MO	85916VDL6	MBS	37	1.75%	\$ 245,000.00	9/6/2019	10/6/2022	99.892 \$ 244,735.40	
ALMA BANK ASTORIA NY	020080BR7	MBS	36	0.00%	\$ 245,000.00	1/30/2020	2/7/2023	99.466 \$ 243,691.70	
WELLS FARGO NATL BANK WEST LAS VEGAS NV	949495AT2	MBS	36	1.90%	\$ 245,000.00	1/30/2020	1/30/2023	99.644 \$ 244,127.80	
EAGLE BANK BETHESDA MD	27002YEU6	MBS	30	1.60%	\$ 245,000.00	2/7/2020	8/12/2022	99.975 \$ 244,938.75	
MORGAN STANLY PRIVATE BANK	61760A6Q7	MBS	36	1.85%	\$ 245,000.00	3/6/2020	1/30/2023	99.623 \$ 244,076.35	
LIVE OAK BANKING CO	538036JZ8	MBS	36	1.56%	\$ 245,000.00	3/26/2020	3/6/2023	99.322 \$ 243,338.90	
AXOS BANK	05465DAG3	MBS	36	1.61%	\$ 245,000.00	5/14/2021	3/27/2023	99.263 \$ 243,194.35	
GREENSTATE CREDIT UNION	39573LBF4	MBS	36	0.470%	\$ 249,000.00	6/3/2021	5/14/2024	95.056 \$ 236,689.44	
NEW YORK COMMUNITY BANK	649447UP2	MBS	36	0.360%	\$ 249,000.00	6/3/2021	6/3/2024	94.728 \$ 235,872.72	
BANKUNITED NA	066519RV3	MBS	36	1.000%	\$ 249,000.00	12/8/2021	12/9/2024	94.483 \$ 235,262.67	
CAPITAL ONE NA	14042RQL8	MBS	36	0.840%	\$ 249,000.00	12/8/2021	12/9/2024	94.158 \$ 234,453.42	
AMERICAN FRIST CU	02616AAP4	MBS	36	1.050%	\$ 249,000.00	12/30/2021	12/30/2024	94.451 \$ 235,182.99	
FIRST NATIONAL BANK OF AMERICA	32110YVB8	MBS	36	0.950%	\$ 249,000.00	12/30/2021	12/30/2024	94.220 \$ 234,607.80	
TEXAS EXCHANGE BANK	88241TNG1	MBS	36	1.420%	\$ 249,000.00	2/4/2022	2/4/2025	95.060 \$ 236,699.40	
BEAL BANK	07371AWRO	MBS	36	1.310%	\$ 249,000.00	2/9/2022	2/5/2025	94.823 \$ 236,109.27	
AMERANT BANK NA	02357QAR8	MBS	36	1.720%	\$ 249,000.00	2/28/2022	2/28/2025	95.657 \$ 238,185.93	
AMERICAN EXPRESS NATL BANK	02589ABM3	MBS	36	1.870%	\$ 247,000.00	3/3/2022	3/3/2025	96.027 \$ 237,186.69	
BARCLAYS BANK	06740KPE1	MBS	36	1.770%	\$ 247,000.00	3/16/2022	3/17/2025	95.710 \$ 236,403.70	
GOLDMAN SACHS BANK USA 6 MONTH CALLABLE	38179M3A9	MBS	36	1.970%	\$ 249,000.00	3/16/2022	3/17/2025	96.194 \$ 239,523.06	
LAFAYETTE FEDERAL CU	50625LAY9	MBS	36	2.270%	\$ 249,000.00	3/30/2022	3/31/2025	96.896 \$ 241,271.04	
OCEANFIRST BANK NA	67523TAL7	MBS	24	2.040%	\$ 247,000.00	3/30/2022	4/1/2024	97.960 \$ 241,961.20	
SYNCHRONY BANK	87165FJ47	MBS	36	2.220%	\$ 247,000.00	3/31/2022	3/31/2025	96.785 \$ 239,058.95	
POPULAR BANK	73317AAV4	MBS	36	2.170%	\$ 247,000.00	4/6/2022	4/7/2025	96.623 \$ 238,658.81	
SAFRA NATIONAL BANK	78658RHU8	MBS	24	2.180%	\$ 247,000.00	4/6/2022	4/8/2024	98.176 \$ 242,494.72	
ALLY BANK	02007GPJ6	MBS	24	2.040%	\$ 247,000.00	4/7/2022	4/8/2024	97.928 \$ 241,882.16	
BMW BANK OF NA	05580AL85	MBS	36	2.560%	\$ 247,000.00	4/8/2022	4/8/2025	97.648 \$ 241,190.56	
JPMORGAN CHASE BANK NA	48128WPG4	MBS	36	2.560%	\$ 247,000.00	4/8/2022	4/8/2025	97.652 \$ 241,200.44	
FALL RIVER FIVE CENTS SAVINGS BANK	306275BE7	MBS	24	2.230%	\$ 247,000.00	4/18/2022	4/8/2024	98.215 \$ 242,591.05	

CD INVESTMENTS GENERAL FUND

PERIOD ENDING 7/31/2022

ISSUER	CUSIP	BROKER	TERM	% EARN	BOOK VALUE	SETTLE	MATURE	MKT PRICE	MARKET VALUE
MORGAN STANLEY BANK NA	61773TDL4	MBS	30	2.400%	\$ 245,000.00	4/20/2022	10/18/2024	97.818	\$ 239,654.10
LEADER BANK NA	52168UHY1	MBS	36	2.600%	\$ 246,000.00	4/22/2022	4/22/2025	97.735	\$ 240,428.10
AMERICU	03065QADO	MBS	36	2.560%	\$ 249,000.00	4/27/2022	4/28/2025	97.576	\$ 242,964.24
DISCOVER BANK (5649)	254673C46	MBS	36	2.890%	\$ 246,000.00	5/4/2022	5/5/2025	98.483	\$ 242,268.18
BANKERS BANK (23537)	06610RBQ1	MBS	30	2.540%	\$ 247,000.00	5/6/2022	CALLABLE	98.084	\$ 242,267.48
GENERATIONS BANK	37149CAS6	MBS	36	2.980%	\$ 247,000.00	5/6/2022	CALLABLE	98.747	\$ 243,905.09
PRIMEWAY FCU (2131)	741600AP5	MBS	24	2.480%	\$ 249,000.00	5/6/2022	5/6/2024	98.564	\$ 245,424.36
UBS BANK (57565)	90348J3B4	MBS	24	2.870%	\$ 249,000.00	5/11/2022	5/13/2024	99.235	\$ 247,095.15
AMERICAN NATL BANK (26499)	02769QDV8	MBS	24	2.240%	\$ 249,000.00	5/13/2022	5/13/2024	98.105	\$ 244,281.45
JOHN MARSHALL BANK (58243)	47804GHR7	MBS	24	2.530%	\$ 249,000.00	5/13/2022	5/13/2024	98.626	\$ 245,578.74
BRIDGEWATER BANK (58210)	108622MG3	MBS	36	2.800%	\$ 249,000.00	5/18/2022	CALLABLE	98.187	\$ 244,485.63
CAPITAL ONE BANK USA NT (33954)	14042TGE1	MBS	36	3.120%	\$ 246,000.00	5/18/2022	5/19/2025	99.117	\$ 243,827.82
FIRST BANK RICHMOND (28533)	319267JSO	MBS	18	2.270%	\$ 246,000.00	5/20/2022	11/20/2023	98.839	\$ 243,143.94
INSTIUTION FOR SAVINGS (90250)	45780PBL8	MBS	36	3.120%	\$ 247,000.00	5/20/2022	CALLABLE	99.121	\$ 244,828.87
METRO (66364)	59161YAQ9	MBS	30	2.880%	\$ 249,000.00	5/20/2022	11/20/2024	98.821	\$ 246,064.29
CONNEXUS (66538)	20825WAT7	MBS	36	3.030%	\$ 249,000.00	5/26/2022	5/27/2025	98.834	\$ 246,096.66
CARTER FED CR UN	14622LAC6	MBS	36	3.030%	\$ 247,000.00	6/22/2022	6/23/2025	98.786	\$ 244,001.42
BMO HARRIS BANK NATL	05600XGK0	MBS	36	3.220%	\$ 245,000.00	6/24/2022	6/24/2025	99.337	\$ 243,375.65
MERTRUST FED CR UN	59001PAR0	MBS	36	3.200%	\$ 249,000.00	6/29/2022	6/30/2025	99.833	\$ 248,585.17
TRUSTONE FINL CR UN PLYMOUTH MINN SH CTF	89841MAC1	MBS	36	3.110%	\$ 249,000.00	6/29/2022	7/1/2025	99.575	\$ 247,941.75
				2.09%	12,366,000.00			97.780	\$ 12,090,689.76

INTEREST EARNED STATEMENT
JULY 2022

FUND	FUND NAME	2019	2020	2021	2022 YR TO DATE
100	GENERAL FUND	587,193.96	394,512.17	213,100.70	116,882.21
200	ROAD & BRIDGE FUND	107,701.21	29,957.88	6,641.81	9,894.81
700	DEBT SERVICE	16,599.52	5,297.82	1,339.85	1,950.65
770	CAPITAL PROJECTS	0.00	0.00	0.00	0.00
	Sub-Total Budgeted Funds	711,494.69	429,767.87	221,082.36	128,727.67
119	CLERK'S ARCHIVE	4809.15	1,339.90	605.35	695.29
150	TAX SALES	552.17	188.95	124.87	144.72
190	AMERICAN RESCUE PLAN	0.00	0.00	13881.20	16,941.52
231	JUVENILE PROBATION	0.00	26.58	49.22	0.00
240	DRUG COURTS PROGRAM	364.14	90.63	1.40	0.70
300	CDA PROCESSING FEE	113.51	56.08	14.61	6.55
310	4-H ACTIVITY CENTER	162.21	41.40	11.65	10.46
320	AIRPORT DRAFTING	351.11	2,580.64	1167.37	1,203.47
321	AIRPORT	4517.73	0.00	0.00	462.62
330	SPECIAL SERVICE	9179.04	2,006.11	1319.83	1,523.65
338	GCRP 911	275.60	459.94	136.95	35.80
360	SHERIFF'S FORFEITURE	9444.59	2,569.35	1080.27	1,153.08
361	SHERIFF'S DONATION	6.08	1.50	0.45	3.22
362	SHERIFF'S DOJ	6544.45	1,712.99	249.02	202.16
370	CDA CONTRABAND FORFEIT.	14327.42	4,629.56	1618.38	1,606.94
371	CDA DOJ EQUITABLE SHARE	23.69	6.32	1.94	1.93
372	SHERIFF DOT FED FORFEIT	2241.60	1,556.92	473.78	469.24
380	SHERIFF COMMISSARY	5771.00	1,516.82	745.34	935.68
390	JUVENILE COMMISSARY	155.19	42.12	13.26	13.55
410	HEALTH INSURANCE	2826.58	520.89	568.44	336.56
450	ELECTION ADMINISTRATOR	603.90	112.79	61.77	117.76
454	HAVA SECURITY GRANT	0.00	8.79	30.10	17.71
455	HELP AMERICA VOTE GRANT	0.00	23.10	0.38	0.00
499	TAX ASSESSOR SPECIAL	12336.30	2,132.62	1260.92	742.72
500	HISTORICAL COMMISSION	465.73	115.82	34.02	32.94
771	LONG TERM RENO RETAIN	0.00	47.36	9.34	87.72
800	HEALTH DEPT DRAFTING	344.06	134.86	715.64	1,060.38
870	FLEXIBLE BENEFIT PLAN	1462.81	452.24	173.12	175.32
820	HOSPITAL	660159.66	218,255.08	82631.45	69,309.03
820	CMC 125 PLAN	3574.47	919.23	313.85	342.93
830	CMC ACCOUNTS PAYABLE	21179.25	6,180.52	2,125.49	2,092.84
840	CMC PAYROLL	8995.36	2,510.40	663.68	284.93
820	CMC MEDICAL PROFESSIONAL	150498.80	28,373.70	24,229.22	31,185.47
820	CMC HOME HEALTH	45408.24	17,674.68	8,558.03	10,211.91
820	CMC WEIGHT MGMT	9384.11	2,669.80	917.83	978.77
820	CMC NURSING HOMES	31354.07	8,031.76	1,875.77	1,894.83
950	NAVIGATION DISTRICT	145379.51	43,977.79	9,119.29	9,380.06
950	NAVIG CONSTRUCTION 2012A	0.23	0.00	0.00	0.00
950	NAVIG. 2015 CONST INT&SINK	78476.12	6,262.51	1,331.82	774.65
950	NAVIG 2012A/B INT& SINKING	9613.21	3,205.40	584.43	908.74
950	NAVIG. INTEREST & SINKING	2.84	0.00	0.00	0.00
	TOTAL	1,952,398.62	790,203.02	377,781.84	284,073.52