





MINUTES OF COUNTY FINANCES  
TREASURER'S REPORT  
MONTHLY- APRIL 2023


IN THE MATTER OF COUNTY FINANCES  
IN THE HANDS OF PAIGE FOSTER  
TREASURER OF VICTORIA COUNTY, TEXAS

COMMISSIONERS' COURT  
VICTORIA COUNTY, TEXAS  
IN SPECIAL SESSION  
REGULAR TERM MAY 2023

IN ACCORDANCE with Section 114.026, Local Government Code, we, the undersigned, constituting the entire Commissioners Court of said County, certify that on the 22nd day of May 2023, at the Special Session of a Regular Term of Court. We compared and examined the monthly report of Paige Foster, Treasurer of Victoria County, Texas, for April 2023, and finding the same correct, entered an order in the Minutes approving said Report, which states total cash and investments on hand as \$140,420,338.52



 _____ Danny Garcia, Commissioner Pct. 1	 _____ Ben Zeller, County Judge	 _____ Jason Oht, Commissioner Pct. 2
 _____ Gary Burns, Commissioner Pct. 3		<u>absent</u> _____ Kenneth Sexton, Commissioner Pct. 4

SWORN TO AND SUBSCRIBED BEFORE ME, by Ben Zeller, County Judge, and County Commissioners of said Victoria County, each respectively, on this the <sup>15<sup>th</sup></sup> 22nd day of May, A.D., 2023.

  
\_\_\_\_\_  
Attest: Heidi Easley, County Clerk

FILED FOR RECORD THIS 15 DAY OF May A.D. 2023, and recorded on the 15 day of May, A.D. 2023.



  
\_\_\_\_\_  
Heidi Easley, County Clerk and  
Ex-Officio Clerk of the Commissioners  
Court in and for Victoria County, Texas.  
By:   
Deputy **Stefanie Tumlinson**



**MONTHLY REPORT OF**

PAIGE FOSTER, COUNTY TREASURER

VICTORIA COUNTY, TEXAS

**FOR THE MONTH OF APRIL 2023**

This report, presented for the approval of the Commissioners' Court, in accordance with Vernon's Texas Codes Annotated, Local Government Code, and Section 83.002 (a) (3), and Title 10, Chapter 2256, Government Code (Public Funds Investment Act), is true and correct to the best of my knowledge and belief, according to the records of this office.

  
\_\_\_\_\_  
PAIGE FOSTER  
COUNTY TREASURER

VICTORIA COUNTY  
INVESTMENTS ON HAND  
APRIL 30, 2023

FUND	INV. NO.	PURCH DATE	PAR AMOUNT	DESCRIPTION	MAT DATE	CALL DATE	NET YIELD	PURCH PRICE	INDIV FND AMOUNT	TOTAL INVESTMENT	MARKET PRICE	MARKET VALUE
<u>VICTORIA COUNTY</u>												
				L.O.G.I.C. POOL			4.997%			2,354,814.11		2,354,814.11
				CERTIFICATE OF DEPOSIT			3.645%			13,129,000.00		12,686,648.96
				CASH ON HAND-COUNTY FUNDS			0.400%			43,698,138.37		43,698,138.37
				<u>TOTAL COUNTY FUNDS</u>						<u>59,181,952.48</u>		<u>58,739,601.44</u>
<u>CITIZENS MEDICAL CENTER</u>												
				L.O.G.I.C. POOL			0.000%			0.00		0.00
				CERTIFICATE OF DEPOSIT			0.000%			0.00		0.00
BANK BALANCE				CMC NURSING HOMES			0.400%			1,266,537.85		1,266,537.85
				CASH ON HAND-CITIZENS MEDICAL CENTER			0.400%			70,399,313.01		70,399,313.01
				<u>TOTAL HOSPITAL FUNDS</u>						<u>71,665,850.86</u>		<u>71,665,850.86</u>
<u>NAVIGATION DISTRICT</u>												
				TEXAS CLASS			5.042%			7,422,800.42		7,422,800.42
				CASH ON HAND 2015 CONSTRUCTION			0.000%			0.00		0.00
				CASH ON HAND 2015 INTEREST & SINKING			0.400%			728,104.28		728,104.28
				PROMOTION AND DEVELOPMENT FUND			0.400%			364,118.30		364,118.30
				CASH ON HAND-2012A/B INTEREST/SINKING			0.400%			863,957.79		863,957.79
BANK BALANCE				CASH ON HAND-NAVIGATION DISTRICT			0.400%			193,554.39		193,554.39
				<u>TOTAL NAVIGATION DIST FUNDS</u>						<u>9,572,535.18</u>		<u>2,149,734.76</u>
<u>SUMMARY TOTAL PORTFOLIO</u>												
				TOTAL COUNTY FUNDS						59,181,952.48	42.1463%	58,739,601.44
				TOTAL HOSPITAL FUNDS						71,665,850.86	51.0367%	71,665,850.86
BANK BALANCE				TOTAL NAVIGATION DISTRICT FUNDS						9,572,535.18	6.8171%	2,149,734.76
				<u>TOTAL FUNDS</u>						<u>140,420,338.52</u>	<u>100.00%</u>	<u>132,555,187.06</u>
				CASH ON HAND - ALL FUNDS						117,513,723.99	83.69%	117,513,723.99
				PLEGDED SECURITIES - ALL FUNDS						173,910,818.79		154,551,027.01
				CERTIFICATES OF DEPOSIT						13,129,000.00	9.35%	12,686,648.96
				MONEY MKT MUTUAL FUNDS						0.00	0.00%	0.00
				L.O.G.I.C. POOL						9,777,614.53	6.96%	9,777,614.53
				GOVERNMENT SECURITIES						0.00	0.00%	0.00
				<u>TOTAL INVESTMENTS</u>						<u>22,906,614.53</u>	<u>16.31%</u>	<u>22,464,263.49</u>
				<u>TOTAL PORTFOLIO INCLUDING CASH</u>						<u>140,420,338.52</u>	<u>100.00%</u>	<u>139,977,987.48</u>



CASH & INVESTMENTS BY FUND

AS OF: APRIL 30TH, 2023

APRIL 30TH, 2023

UND ACCT. NO.	ACCOUNT NAME	CASH	INVESTMENTS
<b>VICTORIA WIC PROGRAM</b>			
=====			
10	101-2000 CLAIM ON CASH-WIC PROGRAM	( 118,390.43)	
		-----	-----
	TOTAL 810-VICTORIA WIC PROGRAM	( 118,390.43)	0.00
		-----	-----
<b>FLEXIBLE BENEFITS PLAN</b>			
=====			
70	101-2000 CASH-FLEX BEN-DENTAL,LIFE,VSN	26,924.20	
70	101-3000 CASH IN BANK/PROSPERITY BANK	109,293.23	
		-----	-----
	TOTAL 870-FLEXIBLE BENEFITS PLAN	136,217.43	0.00
		-----	-----
<b>LEOSE FUND</b>			
=====			
380	101-2000 CLAIM ON CASH-LEOSE FUND	61,123.19	
		-----	-----
	TOTAL 880-LEOSE FUND	61,123.19	0.00
		-----	-----
		-----	-----
	TOTAL CASH AND INVESTMENTS	82,851,006.86	15,483,814.11
		=====	=====

\*\*\* END OF REPORT \*\*\*

			0.0000 *
Pooled Cash	(40,891,825.27)	15,483,814.11	0.0000 *
	<u>43,698,138.37</u>	<u>15,483,148.49</u>	
			82,851,006.86 +
			40,891,825.27 -
			41,959,181.59 *
			0.00 *
			0.00



CASH & INVESTMENTS BY FUND

AS OF: APRIL 30TH, 2023

UND	ACCT. NO.	ACCOUNT NAME	CASH	INVESTMENTS
POOLED CASH - APCA				
=====				
01	101-2000	POOLED CASH	40,891,825.27	
01	101-2005	POOLED CASH-PAYROLL	0.00	
TOTAL 001-POOLED CASH - APCA			40,891,825.27	0.00
GENERAL FUND				
=====				
100	101-2000	CLAIM ON CASH-GENERAL FUND	18,622,438.29	
100	101-3000	VC CREDIT CARD CLEARING ACCT	106,513.01	
100	151-1003	CERTIFICATE OF DEPOSIT		13,129,000.00
100	151-1005	LOCAL GOVT. INVEST. COOP.		2,354,814.11
TOTAL 100-GENERAL FUND			18,728,951.30	15,483,814.11
EMERGENCY MGMT				
=====				
108	101-2000	CLAIM ON CASH-EMER MGMT	( 262,616.76)	
TOTAL 108-EMERGENCY MGMT			( 262,616.76)	0.00
LEPC FUND				
=====				
109	101-2000	CLAIM ON CASH-LEPC	17,768.56	
TOTAL 109-LEPC FUND			17,768.56	0.00
J. P. SPECIAL FUND				
=====				
110	101-2000	CLAIM ON CASH-J.P. SPECIAL FD	667.15	
TOTAL 110-J.P. SPECIAL FUND			667.15	0.00
COURT-INITIATED GUARDIANS				
=====				
117	101-2000	CLAIM ON CASH-COURT INITIATED	8,776.65	
TOTAL 117-COURT-INITIATED GUARDIANS			8,776.65	0.00

CASH & INVESTMENTS BY FUND

AS OF: APRIL 30TH, 2023

APRIL 30TH, 2023

UND	ACCT. NO.	ACCOUNT NAME	CASH	INVESTMENTS
COUNTY JURY FUND				
=====				
18	101-2000	CLAIM ON CASH-COUNTY JURY FUND	12,086.38	
			-----	-----
		TOTAL 118-COUNTY JURY FUND	12,086.38	0.00
			-----	-----
CO CLERK ARCHIVE FEE FD				
=====				
19	101-2000	CLAIM ON CASH-CO CLK ARCHIVE	263,213.01	
			-----	-----
		TOTAL 119-CO CLERK ARCHIVE FEE FD	263,213.01	0.00
			-----	-----
RECORDS MANAGEMENT FUND				
=====				
120	101-2000	CLAIM ON CASH-RECORD MGMT	238,779.63	
			-----	-----
		TOTAL 120-RECORDS MANAGEMENT FUND	238,779.63	0.00
			-----	-----
COURTHOUSE SECURITY FUND				
=====				
121	101-2000	CLAIM ON CASH-CRTHSE SECURITY	145,749.55	
			-----	-----
		TOTAL 121-COURTHOUSE SECURITY FUND	145,749.55	0.00
			-----	-----
JUSTICE CT BLDG SECURITY				
=====				
122	101-2000	CLAIM ON CASH-JP CRT BLD SECUR	28,854.48	
			-----	-----
		TOTAL 122-JUSTICE CT BLDG SECURITY	28,854.48	0.00
			-----	-----
DIST. CLERK RECORDS MGMT				
=====				
123	101-2000	CLAIM ON CASH-DIST CLK REC MGT	36,275.70	
			-----	-----
		TOTAL 123-DIST. CLERK RECORD MGMT	36,275.70	0.00
			-----	-----
CO CLERK OF THE COURT				
=====				
124	101-2000	CLAIM ON CASH-CO CLRK OF COUR	75,219.01	
			-----	-----
		TOTAL 124-CO CLERK OF THE COURT	75,219.01	0.00
			-----	-----

CASH & INVESTMENTS BY FUND

AS OF: APRIL 30TH, 2023 APRIL 30TH, 2023

UND	ACCT. NO.	ACCOUNT NAME	CASH	INVESTMENTS
<b>DIST CLERK OF THE COURT</b>				
=====				
25	101-2000	CLAIM ON CASH-DIST CLERK OF CRT	57,264.99	
TOTAL 125-DIST CLERK OF THE COURT			57,264.99	0.00
<b>COURT REPORTER SERVICE</b>				
=====				
126	101-2000	CLAIM ON CASH-CRT REPORTER SRV	16,272.52	
TOTAL 126-COURT REPORTER SERVICE			16,272.52	0.00
<b>COURT FACILITY FEE FUND</b>				
=====				
127	101-2000	CLAIM ON CASH-CRT FACILITY FEE	36,339.03	
TOTAL 127-COURT FACILITY FEE FUND			36,339.03	0.00
<b>CDBG-DR LOCAL BUYOUT</b>				
=====				
128	101-2000	CLAIM ON CASH-CDBG-DR LOCAL BU	( 4,630.46)	
TOTAL 128-CDBG-DR LOCAL BUYOUT			( 4,630.46)	0.00
<b>LANGUAGE ACCESS FUND</b>				
=====				
129	101-2000	CLAIM ON CASH-LANGUAGE ACCESS	13,426.31	
TOTAL 129-LANGUAGE ACCESS FUND			13,426.31	0.00
<b>PATRIOT PARK DONATION FD</b>				
=====				
140	101-2000	CLAIM ON CASH-PATRIOT PRK DON	3,001.56	
TOTAL 140-PATRIOT PARK DONATION FD			3,001.56	0.00
<b>OPIOID SETTLEMENT FUND</b>				
=====				
145	101-2000	CLAIM ON CASH-OPIOID SETTLEMEN	163,516.95	
TOTAL 145-OPIOID SETTLEMENT FUND			163,516.95	0.00



CASH & INVESTMENTS BY FUND

AS OF: APRIL 30TH, 2023

APRIL 30TH, 2023

JND	ACCT. NO.	ACCOUNT NAME	CASH	INVESTMENTS
<b>SHERIFF'S SPECIAL FUND</b>				
=====				
50	101-2000	CLAIM ON CASH-SHERIFFS SPECIAL	16,644.61	
50	101-3000	PROPERTY TAX SALE ACCOUNT	16.95	
TOTAL 150-SHERIFF'S SPECIAL FUND			16,661.56	0.00
<b>CONSTABLE'S SPECIAL FUND</b>				
=====				
55	101-2000	CLAIM ON CASH-CONSTABLES SPEC	0.00	
TOTAL 155-CONSTABLE'S SPECIAL FUND			0.00	0.00
<b>CLERK'S SPECIAL FUND</b>				
=====				
160	101-2000	CLAIM ON CASH-CLERKS SPECIAL	63.00	
TOTAL 160-CLERK'S SPECIAL FUND			63.00	0.00
<b>AMERICAN RESCUE PLAN</b>				
=====				
190	101-2000	CLAIM ON CASH-AMERICAN RESCUE	10,921,949.62	
TOTAL 190-AMERICAN RESCUE PLAN			10,921,949.62	0.00
<b>DR-4586 2021 WINTER WEATH</b>				
=====				
191	101-2000	CLAIM ON CASH-DR-4586 2021 WIN	0.00	
TOTAL 191-DR-4586 2021 WINTER WEATH			0.00	0.00
<b>COVID19</b>				
=====				
192	101-2000	CLAIM ON CASH-COVID19	700,044.98	
TOTAL 192-COVID19			700,044.98	0.00
<b>GULF/MEXICO ENERGY SEC</b>				
=====				
195	101-2000	CLAIM ON CASH-GULF MEXICO ENGY	871,525.77	
TOTAL 195-GULF/MEXICO ENERGY SEC.			871,525.77	0.00

CASH & INVESTMENTS BY FUND

AS OF: APRIL 30TH, 2023

APRIL 30TH, 2023

JND	ACCT. NO.	ACCOUNT NAME	CASH	INVESTMENTS
EMA HAZARD MIT FUND				
=====				
97	101-2000	CLAIM ON CASH-FEMA HAZARD MIT	( 289,276.00)	
TOTAL 197- FEMA HAZARD MIT. FD			( 289,276.00)	0.00
HURRICANE HARVEY DR#4332				
=====				
98	101-2000	CLAIM ON CASH-HURRICANE HARVEY	( 49,995.00)	
98	101-3000	CLAIM ON CASH/GRANT FUND	0.00	
TOTAL 198-HURRICANE HARVEY DR#4332			( 49,995.00)	0.00
TXDOT MCCOY RD RECONST				
=====				
199	101-2000	CLAIM ON CASH-TXDOT MCCOY RD	0.00	
TOTAL 199-TXDOT MCCOY RD RECONST			0.00	0.00
ROAD AND BRIDGE FUND/PCT				
=====				
201	101-2000	CLAIM ON CASH-R&B PCT #1	1,169,710.37	
TOTAL 201-ROAD & BRIDGE FUND PCT 1			1,169,710.37	0.00
ROAD AND BRIDGE FUND/PCT				
=====				
202	101-2000	CLAIM ON CASH-R&B PCT #2	2,003,314.16	
TOTAL 202-ROAD & BRIDGE FUND PCT 2			2,003,314.16	0.00
ROAD AND BRIDGE FUND/PCT				
=====				
203	101-2000	CLAIM ON CASH-R&B PCT #3	1,519,791.55	
TOTAL 203-ROAD & BRIDGE FUND PCT 3			1,519,791.55	0.00
ROAD AND BRIDGE FUND/PCT				
=====				
204	101-2000	CLAIM ON CASH-R&B PCT #4	1,069,450.67	
TOTAL 204-ROAD & BRIDGE FUND PCT 4			1,069,450.67	0.00

CASH & INVESTMENTS BY FUND

AS OF: APRIL 30TH, 2023 APRIL 30TH, 2023

UND	ACCT. NO.	ACCOUNT NAME	CASH	INVESTMENTS
<b>TIF GRANT FUND</b>				
=====				
10	101-2000	CLAIM ON CASH-CTIF	0.00	
			-----	-----
TOTAL 210-CTIF GRANT FUND			0.00	0.00
			-----	-----
<b>CAPITAL CREDITS FUND</b>				
=====				
115	101-2000	CLAIM ON CASH-CAPITAL CREDITS	90,110.82	
			-----	-----
TOTAL 215-CAPITAL CREDITS FUND			90,110.82	0.00
			-----	-----
<b>JUVENILE RESTITUTION</b>				
=====				
221	101-2000	CLAIM ON CASH-JUVEN.RESTITUT.	109.12	
			-----	-----
TOTAL 221-JUVENILE RESTITUTION			109.12	0.00
			-----	-----
<b>JUVENILE PROBATION FUND</b>				
=====				
231	101-2000	CLAIM ON CASH-JUVEN PROBAT.	( 49,825.95)	
			-----	-----
TOTAL 231-JUVENILE PROBATION FD			( 49,825.95)	0.00
			-----	-----
<b>DRUG COURTS PROGRAMS</b>				
=====				
240	101-2000	CLAIM ON CASH-DRUG CRT PROG	185.25	
			-----	-----
TOTAL 240-DRUG COURTS PROGRAM			185.25	0.00
			-----	-----
<b>24TH JUDICIAL DIST PROB</b>				
=====				
241	101-2000	CLAIM ON CASH-24 JUD DIST PROB	( 108.23)	
			-----	-----
TOTAL 241-24TH JUDICIAL DIST. PROB			( 108.23)	0.00
			-----	-----
<b>COUNTY SPECIALTY COURT</b>				
=====				
245	101-2000	CLAIM ON CASH-CNTY SPECIALTY	3,515.68	
			-----	-----
TOTAL 245-COUNTY SPECIALTY COURT			3,515.68	0.00
			-----	-----



CASH & INVESTMENTS BY FUND

AS OF: APRIL 30TH, 2023 APRIL 30TH, 2023

JND	ACCT. NO.	ACCOUNT NAME	CASH	INVESTMENTS
<b>LOCAL TRUANCY PREVENTION</b>				
=====				
80	101-2000	CLAIM ON CASH-LOCAL TRUANCY	33,865.92	
TOTAL 280-LOCAL TRUANCY PREVENTIONS			33,865.92	0.00
<b>JUSTICE TECHNOLOGY FUND</b>				
=====				
81	101-2000	CLAIM ON CASH-JUSTICE TECH.	14,453.90	
TOTAL 281-JUSTICE TECHNOLOGY FD.			14,453.90	0.00
<b>FAMILY PROTECTION FEE FD</b>				
=====				
82	101-2000	CLAIM ON CASH-FAM PROTECT FEE	587.59	
TOTAL 282-FAMILY PROTECTION FEE FD			587.59	0.00
<b>CO/DIST TECHNOLOGY FD</b>				
=====				
283	101-2000	CLAIM ON CASH-CO/DIST TECHNOL	21,476.03	
TOTAL 283-CO/DIST TECHNOLOGY FD			21,476.03	0.00
<b>CHILD ABUSE PREVENTION</b>				
=====				
286	101-2000	CLAIM ON CASH-CHILD ABUSE PRV	178.48	
TOTAL 286-CHILD ABUSE PREVENTION			178.48	0.00
<b>CDA PROCESSING FEE FUND</b>				
=====				
300	101-2000	CLAIM ON CASH-CDA PROCESS FEE	7,124.07	
TOTAL 300-CDA PROCESSING FEE FUND			7,124.07	0.00
<b>BOND FORFEITURE COMM</b>				
=====				
301	101-2000	CLAIM ON CASH-BOND FORFEITURE	38,082.74	
TOTAL 301-BOND FORFEITURE COMM			38,082.74	0.00

CASH & INVESTMENTS BY FUND

AS OF: APRIL 30TH, 2023

APRIL 30TH, 2023

UND	ACCT. NO.	ACCOUNT NAME	CASH	INVESTMENTS
DA STATE JUDICIARY FUND				
=====				
02	101-2000	CLAIM ON CASH-CDA STATE JUD.	3,468.03	
			-----	-----
TOTAL 302-CDA STATE JUDICIARY FUND			3,468.03	0.00
			-----	-----
PRETRIAL INTERVENTION				
=====				
03	101-2000	CLAIM ON CASH-PRETRIAL INTERV	69,307.28	
			-----	-----
TOTAL 303-PRETRIAL INTERVENTION			69,307.28	0.00
			-----	-----
VICTORIA CNTY CARE COURT				
=====				
304	101-2000	CLAIM ON CASH-CARE COURT	2,776.91	
			-----	-----
TOTAL 304-VICTORIA CNTY CARE COURT			2,776.91	0.00
			-----	-----
CDA VICTIMS ASSISTANCE GR				
=====				
305	101-2000	CLAIM ON CASH-CDA VICTIMS ASST	( 21,839.31)	
			-----	-----
TOTAL 305-CDA VICTIMS ASSIST GRANT			( 21,839.31)	0.00
			-----	-----
VICTIM COORD/LIASON GNT				
=====				
306	101-2000	CLAIM ON CASH-SO VICT COORD	( 14,665.93)	
			-----	-----
TOTAL 306-VICTIM COORD/LIASON GNT			( 14,665.93)	0.00
			-----	-----
SCAAP PROGRAM				
=====				
307	101-2000	CLAIM ON CASH-SCAAP PROGRAM	1,113.10	
			-----	-----
TOTAL 307-SCAAP PROGRAM			1,113.10	0.00
			-----	-----
TEXAS VINE GRANT				
=====				
308	101-2000	CLAIM ON CASH-TX VINE GRANT	( 4,376.31)	
			-----	-----
TOTAL 308-TEXAS VINE GRANT			( 4,376.31)	0.00
			-----	-----

CASH & INVESTMENTS BY FUND

AS OF: APRIL 30TH, 2023

APRIL 30TH, 2023

IND	ACCT. NO.	ACCOUNT NAME	CASH	INVESTMENTS
<b>4/H ACTIVITY CENTER</b>				
=====				
10	101-2000	CLAIM ON CASH-4/H ACTIVITY CNT	5,911.58	
			-----	-----
TOTAL 310-4/H ACTIVITY CENTER			5,911.58	0.00
			-----	-----
<b>AIRPORT FUND</b>				
=====				
21	101-2000	CLAIM ON CASH-AIRPORT FUND	885,255.11	
21	101-3000	CASH IN BANK/AIRPORT DRAFTING	303,025.01	
21	151-1000	TREASURY BILLS		0.00
21	151-1001	TEXPOOL INVESTMENTS		0.00
21	151-1005	LOCAL GOVT. INVEST COOP		0.00
			-----	-----
TOTAL 321-AIRPORT FUND			1,188,280.12	0.00
			-----	-----
<b>AIRPORT GRANT FUND</b>				
=====				
322	101-2000	CLAIM ON CASH-AIRPORT GRANT	( 43,935.00)	
			-----	-----
TOTAL 322-AIRPORT GRANT FUND			( 43,935.00)	0.00
			-----	-----
<b>AIRPORT CAPITAL PROJECTS</b>				
=====				
323	101-2000	CLAIM ON CASH-AIRP CAPITAL PRO	75,953.96	
			-----	-----
TOTAL 323-AIRPORT CAPITAL PROJECTS			75,953.96	0.00
			-----	-----
<b>SPECIAL SERVICE FUND</b>				
=====				
330	101-2000	CLAIM ON CASH-SPECIAL SERVICE	819,069.53	
			-----	-----
TOTAL 330-SPECIAL SERVICE FUND			819,069.53	0.00
			-----	-----
<b>JAG-REG TASK FORCE APPREH</b>				
=====				
331	101-2000	CLAIM ON CASH-JAG REG TASK FOR	0.00	
			-----	-----
TOTAL 331-JAG-REG TASK FORCE APPREH			0.00	0.00
			-----	-----



CASH & INVESTMENTS BY FUND

AS OF: APRIL 30TH, 2023

APRIL 30TH, 2023

UND ACCT. NO.	ACCOUNT NAME	CASH	INVESTMENTS
OG FY 2020 CESF			
32	101-2000 CLAIM ON CASH-OOG FY2020 CESF	0.00	
TOTAL 332-OOG FY 2020 CESF		0.00	0.00
BJA FY 2020 CESF			
333	101-2000 CLAIM ON CASH-BJA FY 2020 CESF	0.00	
TOTAL 333-BJA FY 2020 CESF		0.00	0.00
SWB RURAL LAW ENFORCEMENT			
334	101-2000 CLAIM ON CASH-SWB RURAL LAW EN	0.00	
TOTAL 334-SWB RURAL LAW ENFORCEMENT		0.00	0.00
OPERATION LONE STAR GRANT			
335	101-2000 CLAIM ON CASH-OPERATION LONE S	( 646,982.25)	
TOTAL 335-OPERATION LONE STAR GRANT		( 646,982.25)	0.00
STONEGARDEN GRANT			
336	101-2000 CLAIM ON CASH-STONEGARDEN GNT	( 152,482.15)	
TOTAL 336-STONEGARDEN 2010SST0-0008		( 152,482.15)	0.00
JAG-LESS LETHAL FORCE			
337	101-2000 CLAIM ON CASH-JAG LESS LETHAL	0.00	
TOTAL 337-JAG-LESS LETHAL FORCE		0.00	0.00
CLICK IT OR TICKET			
338	101-2000 CLAIM ON CASH-GCRPC 9-1-1	17,423.46	
TOTAL 338-GCRPC - 9-1-1 ALLOCATION		17,423.46	0.00

CASH & INVESTMENTS BY FUND

AS OF: APRIL 30TH, 2023 APRIL 30TH, 2023

UND ACCT. NO.	ACCOUNT NAME	CASH	INVESTMENTS
<b>BYRNE JAG PROGRAM</b>			
=====			
339 101-2000	CLAIM ON CASH-BYRNE JAG PROG	0.00	
TOTAL 339-BYRNE JAG PROGRAM		0.00	0.00
<b>HIGH INTENSITY DRUG TRAF</b>			
=====			
340 101-2000	CLAIM ON CASH-HIGH INTENSITY	( 17,258.65)	
TOTAL 340-HIGH INTENSITY DRUG TRAFF		( 17,258.65)	0.00
<b>BODY WORN CAMERA PROG</b>			
=====			
342 101-2000	CLAIM ON CASH-BODY WORN CAMERA	( 73,624.38)	
TOTAL 342-BODY WORN CAMERA PROG		( 73,624.38)	0.00
<b>RIFLE REST BODY ARM GNT</b>			
=====			
343 101-2000	CLAIM ON CASH-RIFLE RESIT BODY	0.00	
TOTAL 343-RIFLE RESIT BODY ARMOR GN		0.00	0.00
<b>FIREFIGHTERS GRANT</b>			
=====			
344 101-2000	CLAIM ON CASH-FIREFIGHTERS GNT	0.00	
TOTAL 344-FIREFIGHTERS GRANT		0.00	0.00
<b>FERAL HOG GRANT</b>			
=====			
345 101-2000	CLAIM ON CASH-FERAL HOG GRANT	( 8,249.93)	
TOTAL 345-FERAL HOG GRANT		( 8,249.93)	0.00
<b>TXCDBG WCID1 BLOOMINGTON</b>			
=====			
346 101-2000	CLAIM ON CASH-WCID1 BLOOMING	0.00	
TOTAL 346-TXCDBG GNT-WCID1 BLOOM.		0.00	0.00

CASH & INVESTMENTS BY FUND

AS OF: APRIL 30TH, 2023 APRIL 30TH, 2023

UND ACCT. NO.	ACCOUNT NAME	CASH	INVESTMENTS
<b>XCDBG WCID2 PLACEDO</b>			
=====			
147	101-2000 CLAIM ON CASH-WCID2 PLACEDO	( 3,025.00)	
	TOTAL 347-TXCDGB GNT- WCID2 PLACEDO	( 3,025.00)	0.00
<b>CDBG HURRICANE HARVEY DR</b>			
=====			
348	101-2000 CLAIM ON CASH-CDBG HUR HARVEY	( 164,723.40)	
	TOTAL 348-CDBG HURRICANE HARVEY DR	( 164,723.40)	0.00
<b>STATE FEE ACCOUNT</b>			
=====			
350	101-2000 CLAIM ON CASH-STATE FEE FD	61,720.85	
	TOTAL 350-STATE FEE ACCOUNT	61,720.85	0.00
<b>PESC MENTAL HEALTH DEPUTY</b>			
=====			
355	101-2000 CLAIM ON CASH-PESC MENTAL HLTH	( 1,618.73)	
	TOTAL 355-PESC MENTAL HEALTH DEPUTY	( 1,618.73)	0.00
<b>MENTAL HLTH PEACE OFF FD</b>			
=====			
356	101-2000 CLAIM ON CASH-MENTAL SO/GB	( 28,540.24)	
	TOTAL 356-MENTAL HEALTH PEACE OFF	( 28,540.24)	0.00
<b>BISD SCHOOL RESOURCE OFF</b>			
=====			
358	101-2000 CLAIM ON CASH-BISD SCHL RESOUR	( 6,197.50)	
	TOTAL 358-BISD SCHOOL RESOURCE OFF	( 6,197.50)	0.00
<b>BULLET RESISTANT SHIELD</b>			
=====			
359	101-2000 CLAIM ON CASH-BULLET RESIS SHI	0.00	
	TOTAL 359-BULLET RESISTANT SHIELD	0.00	0.00



CASH & INVESTMENTS BY FUND

AS OF: APRIL 30TH, 2023

APRIL 30TH, 2023

UND ACCT. NO.	ACCOUNT NAME	CASH	INVESTMENTS
<b>SHERIFF'S FORFEITURE FD</b>			
=====			
160	101-2000 CLAIM ON CASH-SHERIFF FORFEIT	841,184.99	
160	151-1001 TEXPOOL INVESTMENTS		0.00
160	151-1005 LOCAL GOVT. INVEST. COOP.		0.00
		-----	-----
	TOTAL 360-SHERIFF'S FORFEITURE FUND	841,184.99	0.00
		-----	-----
<b>SHERIFF'S DONATION FUND</b>			
=====			
361	101-2000 CLAIM ON CASH-SHERIFF DONATION	60,059.72	
		-----	-----
	TOTAL 361-SHERIFF'S DONATION FUND	60,059.72	0.00
		-----	-----
<b>SHER DOJ FEDERAL FORFEIT</b>			
=====			
362	101-2000 CLAIM ON CASH-SO DOJ FED FORFE	279,785.91	
		-----	-----
	TOTAL 362-SHERIFF DOJ FED. FORFEIT.	279,785.91	0.00
		-----	-----
<b>CDA CONTRABAND FORFEITURE</b>			
=====			
370	101-2000 CLAIM ON CASH-CDA CONTRA FORF	938,229.80	
370	151-1005 LOCAL GOVT. INVEST. COOP.		0.00
		-----	-----
	TOTAL 370-CDA CONTRABAND FORFEITURE	938,229.80	0.00
		-----	-----
<b>CDA DOJ EQUITABLE SHARE</b>			
=====			
371	101-2000 CLAIM ON CASH-CDA DOJ EQUIT	1,110.38	
		-----	-----
	TOTAL 371-CDA DOJ EQUITABLE SHARE	1,110.38	0.00
		-----	-----
<b>SHERIFF DOT FEDERAL FORF</b>			
=====			
372	101-2000 CLAIM ON CASH-SO DOT FED FORF.	473,804.22	
		-----	-----
	TOTAL 372-SHERIFF DOT FEDERAL FORF	473,804.22	0.00
		-----	-----
<b>SHERIFF COMMISSARY FUND</b>			
=====			
380	101-2000 CLAIM ON CASH-SHER. COMMISSARY	761,174.02	
		-----	-----
	TOTAL 380-SHERIFF COMMISSARY FUND	761,174.02	0.00
		-----	-----

CASH & INVESTMENTS BY FUND

AS OF: APRIL 30TH, 2023

APRIL 30TH, 2023

UND ACCT. NO.	ACCOUNT NAME	CASH	INVESTMENTS
JUVENILE COMMISSARY FUND			
=====			
390	101-2000 CLAIM ON CASH-JUV COMMISSARY	8,032.64	
		-----	-----
	TOTAL 390-JUVENILE COMMISSARY FUND	8,032.64	0.00
		-----	-----
NATIONAL SCHOOL LUNCH PRG			
=====			
392	101-2000 CLAIM ON CASH-NSLP	( 9,524.10)	
		-----	-----
	TOTAL 392-NATIONAL SCHOOL LUNCH PRG	( 9,524.10)	0.00
		-----	-----
VISD SRO REIMBURSEMENT			
=====			
395	101-2000 CLAIM ON CASH-VISD SRO REIMB	( 78,809.65)	
		-----	-----
	TOTAL 395-VISD SRO REIMBURSEMENT	( 78,809.65)	0.00
		-----	-----
HEALTH INSURANCE FUND			
=====			
410	101-2000 CLAIM ON CASH-HEALTH INSUR	( 1,670,794.90)	
410	101-3000 CASH IN BANK/BOON CHAPMAN	( 24,035.95)	
		-----	-----
	TOTAL 410-HEALTH INSURANCE FUND	( 1,694,830.85)	0.00
		-----	-----
EMPLOYEE BENEFIT FUND			
=====			
420	101-2000 CLAIM ON CASH-EMPLOYEE BENEF	3,145.16	
		-----	-----
	TOTAL 420-EMPLOYEE BENEFIT FUND	3,145.16	0.00
		-----	-----
ELECTIONS ADM SPECIAL			
=====			
450	101-2000 CLAIM ON CASH-ELECT ADM SPEC	31,130.15	
		-----	-----
	TOTAL 450-ELECTIONS ADM SPECIAL	31,130.15	0.00
		-----	-----
HAVA ELCTN SECURITY GRANT			
=====			
454	101-2000 CLAIM ON CASH-HAVA ELECTN SECU	0.00	
		-----	-----
	TOTAL 454-HAVA ELECTN SECURITY GRNT	0.00	0.00
		-----	-----

CASH & INVESTMENTS BY FUND

AS OF: APRIL 30TH, 2023

APRIL 30TH, 2023

IND	ACCT. NO.	ACCOUNT NAME	CASH	INVESTMENTS
<b>HELP AMERICA VOTE GRANT</b>				
=====				
55	101-2000	CLAIM ON CASH-HELP AMER VOTE	0.00	
			-----	-----
TOTAL 455-HELP AMERICA VOTE GRANT			0.00	0.00
			-----	-----
<b>TCL GRANT</b>				
=====				
56	101-2000	CLAIM ON CASH-CTCL GRANT	0.00	
			-----	-----
TOTAL 456-CTCL GRANT			0.00	0.00
			-----	-----
<b>ELECTIONS CHAPTER 19</b>				
=====				
57	101-2000	CLAIM ON CASH-ELECT CHAPT 19	( 942.31)	
			-----	-----
TOTAL 457-ELECTIONS CHAPTER 19 FD			( 942.31)	0.00
			-----	-----
<b>TAX ASSESSOR SPECIAL</b>				
=====				
199	101-3000	SPECIAL INVENTORY ACCT.	324,766.57	
			-----	-----
TOTAL 499-TAX ASSESSOR SPECIAL			324,766.57	0.00
			-----	-----
<b>HISTORICAL COMMISSION</b>				
=====				
500	101-2000	CLAIM ON CASH-HISTORICAL COMM	3,558.54	
			-----	-----
TOTAL 500-HISTORICAL COMMISSION			3,558.54	0.00
			-----	-----
<b>TX HIST COMM CLG GRANT</b>				
=====				
505	101-2000	CLAIM ON CASH-TX HIST COMM CL	( 2,937.20)	
			-----	-----
TOTAL 505-TX HIST COMM CLG GRANT			( 2,937.20)	0.00
			-----	-----
<b>CHILD WELFARE BOARD</b>				
=====				
515	101-2000	CLAIM ON CASH-CHILD WELFARE BD	22,865.90	
			-----	-----
TOTAL 515-CHILD WELFARE BOARD			22,865.90	0.00
			-----	-----

CASH & INVESTMENTS BY FUND

AS OF: APRIL 30TH, 2023 APRIL 30TH, 2023

FUND	ACCT. NO.	ACCOUNT NAME	CASH	INVESTMENTS
<b>TIDC IMPROVEMENT GRANT</b>				
=====				
520	101-2000	CLAIM ON CASH-TIDC IMPROV GRAN	( 12,308.57)	
TOTAL 520-TIDC IMPROVEMENT GRANT			( 12,308.57)	0.00
<b>REBUILD TEXAS FUND</b>				
=====				
550	101-2000	CLAIM ON CASH-REBUILD TX FUND	0.00	
TOTAL 550-REBUILD TEXAS FUND			0.00	0.00
<b>DEBT SERVICE</b>				
=====				
700	101-2000	CLAIM ON CASH-DEBT SERVICE	1,357,714.05	
TOTAL 700-DEBT SERVICE			1,357,714.05	0.00
<b>LAW LIBRARY FUND</b>				
=====				
720	101-2000	CLAIM ON CASH-LAW LIBRARY FD	31,290.54	
TOTAL 720-LAW LIBRARY FUND			31,290.54	0.00
<b>CONSTRUCTION RETAINAGE</b>				
=====				
771	101-2000	CLAIM ON CASH-CONSTRN RETAIN	0.00	
TOTAL 771-CONSTRUCTION RETAINAGE			0.00	0.00
<b>VICTORIA HEALTH DEPT</b>				
=====				
800	101-2000	CLAIM ON CASH-HEALTH DEPT	( 435,253.61)	
800	101-3000	CASH IN BANK/HLTH 340B DRAFT.	240,021.70	
TOTAL 800-VICTORIA HEALTH DEPT.			( 195,231.91)	0.00
<b>TX A&amp;M UNIV HLTH SCIENCE</b>				
=====				
801	101-2000	CLAIM ON CASH-TX A&M HLTH SCI	0.00	
TOTAL 801-TX A&M UNIV HLTH SCIENCE			0.00	0.00

CASH & INVESTMENTS BY FUND

AS OF: APRIL 30TH, 2023 APRIL 30TH, 2023

FUND	ACCT. NO.	ACCOUNT NAME	CASH	INVESTMENTS
<b>MEDICAID ADM CLAIM FD</b>				
=====				
802	101-2000	CLAIM ON CASH-MEDICAID ADM CLM	53,217.92	
TOTAL 802-MEDICAID ADM CLAIMS FD			53,217.92	0.00
<b>TEXAS HOME VISITING GNT</b>				
=====				
803	101-2000	CLAIM ON CASH-TX HOME VISITING	( 76,875.43)	
TOTAL 803-TEXAS HOME VISITING GRANT			( 76,875.43)	0.00
<b>HOGG FOUNDATION GRANT</b>				
=====				
804	101-2000	CLAIM ON CASH-HOGG FOUNDAT.	83,919.31	
TOTAL 804-HOGG FOUNDATION GNT			83,919.31	0.00
<b>HURRICANE PUBLIC HLTH GNT</b>				
=====				
805	101-2000	CLAIM ON CASH-HURRICANE PUBLIC	0.00	
TOTAL 805-HURRICANE PUBLIC HLTH GNT			0.00	0.00
<b>AMERICARES</b>				
=====				
806	101-2000	CLAIM ON CASH-AMERICARES	0.00	
TOTAL 806-AMERICARES			0.00	0.00
<b>CPS/PH WKFORCE 9/21-6/24</b>				
=====				
808	101-2000	CLAIM ON CASH-CPS/PH WKFORCE	( 52,716.10)	
TOTAL 808-CPS/PH WKFORCE 9/21-6/23			( 52,716.10)	0.00
<b>CPS/PH INFRAST 4/23-11/27</b>				
=====				
809	101-2000	CLAIM ON CASH-CPS/PH INFRAST 4	0.00	
TOTAL 809-CPS/PH INFRAST 4/23-11/27			0.00	0.00



0.00 \*

0.00 \*

JND	ACCT. NO.	ACCOUNT NAME	CASH	INVESTMENTS	
VICTORIA COUNTY HOSPITAL					
20	101-1000	HOSPITAL FUND	38,373,368.21		38,373,368.21 +
20	101-2004	CMC 125 PLAN	171,428.10		171,428.10 +
20	101-2010	CMC BONDS	9,862,105.00		9,862,105.00 +
20	101-3000	CMC ACCTS PAYABLE	( 793,985.22)		793,985.22 -
20	101-4000	CMC PAYROLL	20,173.37		20,173.37 +
20	101-4100	CMC MEDICAL PROFESS #214125768	100.00		100.00 +
20	101-4105	CMC MEDICAL PROFESS #217301213	14,857,892.46		14,857,892.46 +
20	101-4200	CMC WEIGHT MANAGEMENT CNTR	629,792.57		629,792.57 +
20	101-4300	CMC HOME HEALTH AGENCY	7,278,438.52		7,278,438.52 +
20	101-5001	ARBORETUM NURSE /REHAB/WINNIE	0.00		0.00 +
20	101-5002	MATAGORDA NURSING & REHAB	7,802.76		7,802.76 +
20	101-5003	TWIN PINES NURSING & REHAB	5,786.14		5,786.14 +
20	101-5004	SHADY OAKS NURSING & REHAB	5,811.41		5,811.41 +
20	101-5005	AMISTAD NURSING & REHAB	0.00		0.00 +
20	101-5006	GANADO NURSING & REHAB	3,033.33		3,033.33 +
20	101-5007	CUERO NURSING & REHAB	9,625.00		9,625.00 +
20	101-5008	STEVENS NURSE & REHAB/HALLETTS	8,685.00		8,685.00 +
20	101-5009	PORT LAVACA NURSING & REHAB	0.00		0.00 +
20	101-5010	SOUTHBROOKE NURSING & REHAB	0.00		0.00 +
20	101-5011	WHARTON NURSING & REHAB	5,364.80		5,364.80 +
20	101-5012	YOAKUM NURSING & REHAB	0.00		0.00 +
20	101-5100	CUERO NURSING & REHAB-HUD	255,735.49		255,735.49 +
20	101-5105	STEVENS NURSE & REHAB-HUD	216,421.48		216,421.48 +
20	101-5110	PORT LAVACA NURSE & REHAB-HUD	287,782.53		287,782.53 +
20	101-5115	SOUTHBROOKE NURSE&REHAB-HUD	170,199.11		170,199.11 +
20	101-5120	WHARTON NURSING& REHAB-HUD	280,295.07		280,295.07 +
20	101-5125	YOAKUM NURSING & REHAB-HUD	0.00		0.00 +
20	101-5130	MATAGORDA NURSING & REHAB-HUD	1,302.18		1,302.18 +
20	101-5135	TWIN PINES NURSING & REHAB-HUD	0.11		0.11 +
20	101-5140	GANADO NURSING & REHAB-HUD	8,693.44		8,693.44 +
820	151-1004	CERTIFICATES OF DEPOSIT		0.00	0.00 +
820	151-1005	LOCAL GOVT. INVEST. COOP.		0.00	0.00 +
TOTAL 820-VICTORIA COUNTY HOSPITAL			71,665,850.86	0.00	71,665,850.86 +
TOTAL CASH AND INVESTMENTS			71,665,850.86	0.00	71,665,850.86 +

\*\*\* END OF REPORT \*\*\*

0.00 \*

## CD INVESTMENTS GENERAL FUND

PERIOD ENDING 4/30/2023

ISSUER	CUSIP	BROKER	TERM	% EARN	BOOK VALUE	SETTLE	MATURE	MKT PRICE	MARKET VALUE
BMW BANK OF NA	05580AL85	MBS	36	2.620%	\$ 247,000.00	4/8/2022	4/8/2025	95.414	\$ 235,672.58
JPMORGAN CHASE BANK NA	48128WPG4	MBS	36	2.620%	\$ 247,000.00	4/8/2022	4/8/2025	95.417	\$ 235,679.99
LEADER BANK NA	52168UHY1	MBS	36	2.670%	\$ 246,000.00	4/22/2022	4/22/2025	95.413	\$ 234,715.98
AMERICU	03065QAD0	MBS	36	2.620%	\$ 249,000.00	4/27/2022	4/28/2025	95.251	\$ 237,174.99
DISCOVER BANK (5649)	254673C46	MBS	36	2.970%	\$ 246,000.00	5/4/2022	5/5/2025	95.920	\$ 235,963.20
GENERATIONS BANK	37149CAS6	MBS	36	3.070%	\$ 247,000.00	5/6/2022	5/6/2025	96.072	\$ 237,297.84
CAPITAL ONE BANK USA NT (33954)	14042TGE1	MBS	36	3.210%	\$ 246,000.00	5/18/2022	5/19/2025	96.331	\$ 236,974.26
BRIDGEWATER BANK (58210)	108622MG3	MBS	36	2.870%	\$ 249,000.00	5/18/2022	5/19/2025	95.618	\$ 238,088.82
INSTIUTION FOR SAVINGS (90250)	45780PBL8	MBS	36	3.210%	\$ 247,000.00	5/20/2022	5/20/2025	96.297	\$ 237,853.59
CONNEXUS (66538)	20825WAT7	MBS	36	3.120%	\$ 249,000.00	5/26/2022	5/27/2025	96.064	\$ 239,199.36
CARTER FED CR UN	14622LAC6	MBS	36	3.120%	\$ 247,000.00	6/22/2022	6/23/2025	95.941	\$ 236,974.27
BMO HARRIS BANK NATL	05600XGK0	MBS	36	3.320%	\$ 245,000.00	6/24/2022	6/24/2025	96.371	\$ 236,108.95
MERTRUST FED CR UN	59001PAR0	MBS	36	3.320%	\$ 249,000.00	6/29/2022	6/30/2025	96.320	\$ 239,836.80
MACHIAS SVGS BK	554479EM3	MBS	30	4.310%	\$ 249,000.00	2/9/2023	8/8/2025	98.416	\$ 245,055.84
BANK OF WISCONSIN DELLS (15136)	065847FC4	MBS	34	4.540%	\$ 249,000.00	11/28/2022	9/29/2025	98.911	\$ 246,288.39
SPOKANE TEACHERS CR UN (68203)	849061AA4	MBS	36	4.990%	\$ 248,000.00	11/23/2022	11/24/2025	100.069	\$ 248,171.12
KEMBRA FINAANCIAL (61623)	48836LAX0	MBS	36	5.190%	\$ 248,000.00	11/23/2022	11/24/2025	100.015	\$ 248,037.20
ROGUE CR (68660)	77535MAD5	MBS	36	5.090%	\$ 248,000.00	11/25/2022	11/25/2025	100.009	\$ 248,022.32
AUSTIN TELCO FED CR UN (4584)	052392CD7	MBS	36	4.990%	\$ 248,000.00	11/28/2022	11/28/2025	100.071	\$ 248,176.08
LIBERTY FIRST CR UN	530520AF2	MBS	36	4.550%	\$ 249,000.00	2/3/2023	2/3/2026	98.810	\$ 246,036.90
FIRST UTD BK &TR	33742CCQ8	MBS	36	4.320%	\$ 249,000.00	3/8/2023	2/9/2026	98.158	\$ 244,413.42
SANDY SPRINGS BK	800364EX5	MBS	36	4.900%	\$ 244,000.00	3/14/2023	3/16/2026	99.845	\$ 243,621.80

3.64% 13,129,000.00 96.597 \$ 12,686,648.96



CD INVESTMENTS GENERAL FUND ISSUER	CUSIP	BROKER	PERIOD ENDING 4/30/2023			SETTLE	MATURE	MKT PRICE	MARKET VALUE
			TERM	% EARN	BOOK VALUE				
FIRST BANK RICHMOND (28533)	319267JS0	MBS	18	2.280%	\$ 246,000.00	5/20/2022	11/20/2023	98.555	\$ 242,445.30
OCEANFIRST BANK NA	67523TAL7	MBS	24	2.050%	\$ 247,000.00	3/30/2022	4/1/2024	97.405	\$ 240,590.35
SAFRA NATIONAL BANK	78658RHU8	MBS	24	2.200%	\$ 247,000.00	4/6/2022	4/8/2024	97.493	\$ 240,807.71
ALLY BANK	02007GPJ6	MBS	24	2.050%	\$ 247,000.00	4/7/2022	4/8/2024	97.353	\$ 240,461.91
FALL RIVER FIVE CENTS SAVINGS BANK	306275BE7	MBS	24	2.260%	\$ 247,000.00	4/18/2022	4/8/2024	97.470	\$ 240,750.90
PRIMEWAY FCU (2131)	741600AP5	MBS	24	2.520%	\$ 249,000.00	5/6/2022	5/6/2024	97.588	\$ 242,994.12
UBS BANK (57565)	90348J3B4	MBS	24	2.920%	\$ 249,000.00	5/11/2022	5/13/2024	97.946	\$ 243,885.54
AMERICAN NATL BANK (26499)	02769QDV8	MBS	24	2.270%	\$ 249,000.00	5/13/2022	5/13/2024	97.287	\$ 242,244.63
JOHN MARSHALL BANK (58243)	47804GHR7	MBS	24	2.570%	\$ 249,000.00	5/13/2022	5/13/2024	97.591	\$ 243,001.59
GREENSTATE CREDIT UNION	39573LBF4	MBS	36	0.470%	\$ 249,000.00	6/3/2021	5/14/2024	95.501	\$ 237,797.49
NEW YORK COMMUNITY BANK	649447UP2	MBS	36	0.360%	\$ 249,000.00	6/3/2021	6/3/2024	95.201	\$ 237,050.49
TRUSTONE FINL CR UN PLYMOUTH	89841MAC1	MBS	36	3.160%	\$ 249,000.00	6/29/2022	7/1/2024	97.956	\$ 243,910.44
UNITED HERITAGE CR	91334AAK9	MBS	18	5.180%	\$ 248,000.00	3/21/2023	9/23/2024	100.375	\$ 248,930.00
MORGAN STANLEY BANK NA	61773TDL4	MBS	30	2.430%	\$ 245,000.00	4/20/2022	10/18/2024	96.337	\$ 236,025.65
BANKERS BANK (23537)	06610RBQ1	MBS	30	2.590%	\$ 247,000.00	5/6/2022	11/6/2024	96.431	\$ 238,184.57
METRO (66364)	59161YAQ9	MBS	30	2.940%	\$ 249,000.00	5/20/2022	11/20/2024	96.861	\$ 241,183.89
CITY NATIONAL BANK (17281)	178180GR0	MBS	24	4.850%	\$ 244,000.00	11/23/2022	11/25/2024	99.854	\$ 243,643.76
ISRAEL DISCOUNT BANK (19977)	465076UD7	MBS	24	4.850%	\$ 244,000.00	11/25/2022	11/25/2024	99.853	\$ 243,641.32
BANKUNITED NA	066519RV3	MBS	36	1.010%	\$ 249,000.00	12/8/2021	12/9/2024	93.822	\$ 233,616.78
CAPITAL ONE NA	14042RQL8	MBS	36	0.850%	\$ 249,000.00	12/8/2021	12/9/2024	93.626	\$ 233,128.74
AMERICAN FRIST CU	02616AAP4	MBS	36	1.060%	\$ 249,000.00	12/30/2021	12/30/2024	93.662	\$ 233,218.38
FIRST NATIONAL BANK OF AMERICA	32110YVB8	MBS	36	0.960%	\$ 249,000.00	12/30/2021	12/30/2024	93.502	\$ 232,819.98
TEXAS EXCHANGE BANK	88241TNG1	MBS	36	1.430%	\$ 249,000.00	2/4/2022	2/4/2025	93.891	\$ 233,788.59
BEAL BANK	07371AWRO	MBS	36	1.330%	\$ 249,000.00	2/9/2022	2/5/2025	93.713	\$ 233,345.37
AMERANT BANK NA	02357QAR8	MBS	36	1.750%	\$ 249,000.00	2/28/2022	2/28/2025	94.179	\$ 234,505.71
AMERICAN EXPRESS NATL BANK	02589ABM3	MBS	36	1.900%	\$ 247,000.00	3/3/2022	3/3/2025	94.427	\$ 233,234.69
BARCLAYS BANK	06740KPE1	MBS	36	1.800%	\$ 247,000.00	3/16/2022	3/17/2025	94.129	\$ 232,498.63
GOLDMAN SACHS BANK USA 6 MONTH CALLABLE	38179M3A9	MBS	36	2.010%	\$ 249,000.00	3/16/2022	3/17/2025	94.460	\$ 235,205.40
LAFAYETTE FEDERAL CU	50625LAY9	MBS	36	2.310%	\$ 249,000.00	3/30/2022	3/31/2025	94.896	\$ 236,291.04
SYNCHRONY BANK	87165FJ47	MBS	36	2.260%	\$ 247,000.00	3/31/2022	3/31/2025	94.832	\$ 234,235.04
POPULAR BANK	73317AAV4	MBS	36	2.210%	\$ 247,000.00	4/6/2022	4/7/2025	94.675	\$ 233,847.25



INTEREST EARNED STATEMENT  
APRIL 2023

FUND	FUND NAME	2019	2020	2021	2022	2023 YR TO DATE
100	GENERAL FUND	587,193.96	394,512.17	213,100.70	285,889.05	163,657.21
200	ROAD & BRIDGE FUND	107,701.21	29,957.88	6,641.81	15,701.66	6,947.64
700	DEBT SERVICE	16,599.52	5,297.82	1,339.85	3,359.84	1,793.00
770	CAPITAL PROJECTS	0.00	0.00	0.00	0.00	0.00
	<b>Sub-Total Budgeted Funds</b>	<b>711,494.69</b>	<b>429,767.87</b>	<b>221,082.36</b>	<b>304,950.55</b>	<b>172,397.85</b>
119	CLERK'S ARCHIVE	4809.15	1,339.90	605.35	1342.52	480.95
150	TAX SALES	552.17	188.95	124.87	244.81	16.95
190	AMERICAN RESCUE PLAN	0.00	0.00	13881.20	31872.26	14,158.58
231	JUVENILE PROBATION	0.00	26.58	49.22	1252.59	19.29
240	DRUG COURTS PROGRAM	364.14	90.63	1.40	0.80	0.12
300	CDA PROCESSING FEE	113.51	56.08	14.61	15.05	124.44
310	4-H ACTIVITY CENTER	162.21	41.40	11.65	19.50	7.52
320	AIRPORT DRAFTING	351.11	2,580.64	1167.37	1203.47	0.00
321	AIRPORT	4517.73	0.00	0.00	1869.60	1,473.97
323	AIRPORT CAPITAL PROJ				1870.86	158.40
330	SPECIAL SERVICE	9179.04	2,006.11	1319.83	1502.56	1,041.43
338	GCRP 911	275.60	459.94	136.95	61.59	22.40
360	SHERIFF'S FORFEITURE	9444.59	2,569.35	1080.27	2214.08	1,058.18
361	SHERIFF'S DONATION	6.08	1.50	0.45	3.42	59.72
362	SHERIFF'S DOJ	6544.45	1,712.99	249.02	351.44	389.43
370	CDA CONTRABAND FORFEIT.	14327.42	4,629.56	1618.38	2966.49	1,199.65
371	CDA DOJ EQUITABLE SHARE	23.69	6.32	1.94	3.58	1.42
372	SHERIFF DOT FED FORFEIT	2241.60	1,556.92	473.78	838.22	416.24
380	SHERIFF COMMISSARY	5771.00	1,516.82	745.34	1940.85	943.31
390	JUVENILE COMMISSARY	155.19	42.12	13.26	25.34	10.28
410	HEALTH INSURANCE	2826.58	520.89	568.44	598.28	230.13
450	ELECTION ADMINISTRATOR	603.90	112.79	61.77	183.85	52.48
454	HAVA SECURITY GRANT	0.00	8.79	30.10	31.55	5.31
455	HELP AMERICA VOTE GRANT	0.00	23.10	0.38	0.00	0.00
499	TAX ASSESSOR SPECIAL	12336.30	2,132.62	1260.92	2459.76	123.89
500	HISTORICAL COMMISSION	465.73	115.82	34.02	54.14	4.98
771	LONG TERM RENO RETAIN	0.00	47.36	9.34	3383.55	0.00
800	HEALTH DEPT DRAFTING	344.06	134.86	715.64	2182.47	693.47
870	FLEXIBLE BENEFIT PLAN	1462.81	452.24	173.12	348.37	148.70
820	HOSPITAL	660159.66	218,255.08	82631.45	131543.00	41,147.37
820	CMC 125 PLAN	3574.47	919.23	313.85	672.97	263.34
830	CMC ACCOUNTS PAYABLE	21179.25	6,180.52	2,125.49	3,946.71	1,707.18
840	CMC PAYROLL	8995.36	2,510.40	663.68	909.61	763.60
820	CMC MEDICAL PROFESSIONAL	150498.80	28,373.70	24,229.22	40,175.63	15,992.42
820	CMC HOME HEALTH	45408.24	17,674.68	8,558.03	19,645.68	9,208.11
820	CMC WEIGHT MGMT	9384.11	2,669.80	917.83	1,833.05	816.04
820	CMC NURSING HOMES	31354.07	8,031.76	1,875.77	3,321.15	1,077.70
950	NAVIGATION DISTRICT	145379.51	43,977.79	9,119.29	10,981.52	1,042.33
950	NAVIG CONSTRUCTION 2012A	0.23	0.00	0.00	0.00	0.00
950	NAVIG. 2015 CONST INT&SINK	78476.12	6,262.51	1,331.82	1,260.98	743.60
950	NAVIG 2012A/B INT& SINKING	9613.21	3,205.40	584.43	1,475.70	870.36
950	NAVIG. INTEREST & SINKING	2.84	0.00	0.00	0.00	0.00
	<b>TOTAL</b>	<b>1,952,398.62</b>	<b>790,203.02</b>	<b>377,781.84</b>	<b>579,557.55</b>	<b>268,871.14</b>